

Agenda
Warren Selectboard
September 21, 2021
VIA Zoom & In Person
6:30 PM

- ✓ 6:30 PM – Public Comment
- ✓ 6:45 PM – Mad Marathon Post Report – Ian Sweet
- ✓ 6:55 PM – Final Draft of On Call Policy – Dayna Lisaius & Andrew Bombard
- ✓ 7:15 PM – Highway Check In – Andrew Bombard
- ✓ 7:30 PM – Muni Ticketing – Gene Bifano, Jeff Campbell
- ✓ 7:45 PM - Approval of Minutes September 7, 2021 -Selectboard
- ✓ 7:46 PM – Approval of Accounts Payable and Payroll Warrants - Selectboard
- ✓ 7:47 PM – Appointment of New Health Officer – Select Board
- 7:48 PM – Other Business

\$ 100,996.04 \$ 25,048.91

****Agenda Subject to Change****

Weekly: [https://us04web.zoom.us/meeting/uZErf-6sqz8o-oB1DfOMkLTV6yElzCsjag/ics?icsToken=98tyKu2tqDMtHtGRslztd7QvW9r-b-G5jTxBiPJ5mjDICAxnVFXvE-5YEaF1Ed-B](https://us04web.zoom.us/join/https://us04web.zoom.us/meeting/uZErf-6sqz8o-oB1DfOMkLTV6yElzCsjag/ics?icsToken=98tyKu2tqDMtHtGRslztd7QvW9r-b-G5jTxBiPJ5mjDICAxnVFXvE-5YEaF1Ed-B)

Join Zoom Meeting

<https://us04web.zoom.us/j/456874542>

Meeting ID: 456 874 542

One tap mobile

+13017158592,,456874542# US (Germantown)

+13126266799,,456874542# US (Chicago)

Dial by your location

+1 301 715 8592 US (Germantown)

+1 312 626 6799 US (Chicago)

+1 929 205 6099 US (New York)

+1 253 215 8782 US (Tacoma)

+1 346 248 7799 US (Houston)

+1 669 900 6833 US (San Jose)

Meeting ID: 456 874 542

Find your local number: <https://us04web.zoom.us/u/kBWXUBvHM>

Minutes of September 21, 2021

Warren Selectboard

6:30 PM

VIA Zoom & In Person

Members present: Andrew Cunningham, Chair, Bob Ackland, Luke Youmell, Vice Chair, Camilla Behn & Devin Klein Corrigan.

Others Present: Jeff Campbell, Gene Bifano, Ian Sweet, TV 44/45, Valley Reporter, Dayna Lisaius, Andrew Bombard & Cindi Jones.

6:35 PM – Public Comment – Mr. Youmell just wanted to acknowledge a complaint from Mr. Hayes regarding the trucks going in and out of the pit. He commented that it is not all the time as it has been busy with trucks from the German Flats Road Project trucking ditch fill from the area to the pit. They are all trucks from the sub-contractor. He commented that the tailgate slamming will occur at times especially if the material is wet. The speed on RT 100 set by the State at 50 MPH. The intersection does not seem as dangerous when trucks can see both ways clearly.

6:40 PM – Covid Report – Jeff Campbell – Attached.

6:41 PM – Mad Marathon Post Report – Ian Sweet – Mr. Sweet commented that the race has been going strong for 10 years and it has run quite smoothly. He wanted to thank the Towns of Warren and Waitsfield for their support in this event and the numerous volunteers that help make this event a success. They usually have about 800 people for the event but this past year some deferred for next year and about 200 didn't show up. They did ask some of the participants their comments about the race. Some said it was the best race ever. The race is usually scheduled in July but this year with Covid it was scheduled in September. Mr. Sweet commented that some of the racers would love to keep it in September and others commented that July was better given other races around the State. Mr. Sweet commented that they will schedule it around July 10 as it seemed a better value for the Valley.

7:50 PM – On Call Policy - Dayna Lisaius & Andrew Bombard – Ms. Lisaius made the changes from the last meeting clarifying that highway employees are 40 hours. She also checked with VLCT on what is a workable wage concerning on call hours. The employee on call cannot count the hours as workable hours until they clock in and start doing the work. On call hours do not count towards overtime as they are not hours worked.

Motion by Mr. Ackland to approve the New on Call Policy, seconded by Mr. Youmell.

All in Favor: VOTE: 5-0.

6:55 PM – Highway Check In – Andrew Bombard – Mr. Bombard reported that he had researched how much Trucks Entering signs would cost. He found out that they would be \$500 for two portable signs that you can use them anywhere that they are needed for trucks entering onto the highway. Mr. Ackland commented he disagrees with more signs. Mr. Bombard clarified in saying they were not permanent signs. The board agreed to purchase the signs.

Other work that has been completed: All MRGP segments on Volkstown were completed with ditching and graveling. During the last rain storm the crew spent 9 days fixing washouts here and there in town, Ann Burns, Airport Rd and the Access Road are just a few. They completed the Better Back Road Grant for Airport Rd, cleaning ditches, rock lining and two culvert changes. On Roxbury prior to paving, they worked on doing some ditch cleaning and stone rock lining of the ditches and also did the driveway transitions to the new pavement. They completed 14 segments in 2021 and it now leaves 9 or 10 by 12/21/21 to complete.

Lincoln Gap Closing – Mr. Bombard commented that the proposed date to close Lincoln Gap is 10/15/21. He will check in with the Town of Lincoln and Mr. Cunningham suggested he also contact the Forest Service.

7:17 PM – Muni Ticketing Process – Gene Bifano & Jeff Campbell – Mr. Bifano came to the board to discuss the process of how the municipal ticketing process works. The Selectboard decides who the person would be to do the administration of the tickets.

1. State issues ticket books.
2. Management Person Assigned for Administration
3. Any tickets issued have to be sent to the judicial bureau the same week.
4. Selectboard appoints a contact person for the judicial bureau.
5. Money Deposits are setup by the town.
6. The Administration decides how to use that money – caution here: “Tickets are not for Revenue”
7. If the offender disputes the ticket, the person issuing that ticket has to defend it and go to court.

This is not the process for issuing parking tickets as there has to be a town process. The Town has to adjudicate Parking Tickets, Zoning penalties etc. Mr. Bifano commented there has to be a data base to enter the information into and keep track of the tickets and fines. As far as Route 100 at Warren Falls for parking tickets, the town has to ask the traffic committee for approval.

In the coming weeks the Select Board will see a “Use of Force Ordinance” that is being written by the State. Mr. Bifano and Mr. Campbell will come back to the board to discuss this process and answer any questions.

7:40 PM – The board acknowledged the Team Mobile Public Good Notification.

7:41 PM – Appointment of Town’s Health Officer – Motion by Mr. Ackland to appoint Jeff Campbell as The Town of Warren’s Health Officer for the term of 3 years, seconded by Ms. Behn.
All in Favor: VOTE: 5-0.

7:42 PM – Approval of Accounts Payable Warrants – Motion by Mr. Ackland to approve the Accounts Payable Warrants as presented for \$100,996.04, seconded by Mr. Youmell. All in Favor: VOTE: 5-0.

7:43 PM – Approval of Payroll Warrants – Motion by Mr. Ackland to approve the Payroll Warrants as presented for \$25,048.91, seconded by Mr. Youmell. All in Favor: VOTE: 5-0.

7:44 PM – Approval of Minutes for September 7, 2021 – Motion by Mr. Youmell to approve the Minutes of September 7, 2021, seconded by Ms. Klein Corrigan. All in Favor: VOTE: 5-0.

Other Business:

Warren Village Traffic & Parking Analysis – Mr. Ackland updated the board that he had reached out to 3 firms with the RFP. They all said “no” due to the issue that they were all busy. After discussions with the 3 firms, the RFP deadline has been extended out to October.

Town Pit Garage Site – Mr. Ackland updated the board that he did reach out to Ms. Gow concerning the thought of relocating the garage to the Town Pit. He did mention that one of the thoughts was if the garage was relocated, that affordable housing units could be built on the old site. Ms. Gow was interested in seeing a plan of this at the present garage site. Ms. Gow will not be available to attend a meeting until the second meeting in October. She did comment that all the neighbors should be invited for their input.

8:00 PM – Motion by Mr. Cunningham to go into Executive Session to discuss personnel and legal, inviting Ms. Jones and Ms. Lisaius, seconded by Mr. Youmell. All in Favor: VOTE: 5-0.

8:26 PM -Motion by Mr. Ackland to come out of Executive Session, seconded by Mr. Youmell. All in Favor: VOTE: 5-0.

8:27 PM – No action from Executive Session.

8:30 PM –Motion by Mr. Youmell to adjourn, seconded by Ms. Klein Corrigan. All in Favor: VOTE: 5-0.

Minutes Respectfully Submitted by,
Cindi Jones, Warren Town Administrator

The Warren Select Board

Andrew Cunningham, Chair

Bob Ackland

Luke Youmell

Camilla Behn

Devin Klein Corrigan

COVID-19 Report for September 21, 2021

Total Cases: 31,911

Cases statewide in the last 28 days: 4,674 which averages out to 1,168 a week

Breakthrough Cases Total: **1,904** since Jan. of 2021 as of 9/10

Breakthrough Cases per Week: **319** average for the last 4 weeks

Currently Hospitalized: 48 with 19 in the ICU

Recent Cases in Washington County in the last 14 days: 275

Total Cases in Washington County since the beginning: 2,785, that's 633 cases in the past 4 weeks

Deaths: 301, 31 in the past 4 weeks

Total People Tested: 470,838

Total Tests: 2,025,224

Tested in the last 28 days: 167,927

Total Completely Vaccinated: 446,000 up nearly 10,300 in 4 weeks

Total Vaccinated: 481,400

Overall Progress w/ at least One Dose: 12+ is 87.4%

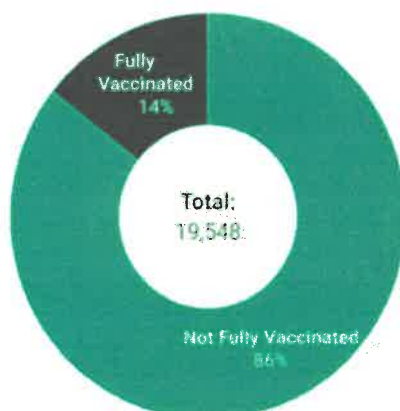
Washington County Progress w/ at least One Dose: 87.1% up nearly 1.4% from 4 weeks ago

Vaccine Doses Administered: 893,500

Vermont Cases, Hospitalizations & Deaths By Vaccination Status Since January 1, 2021

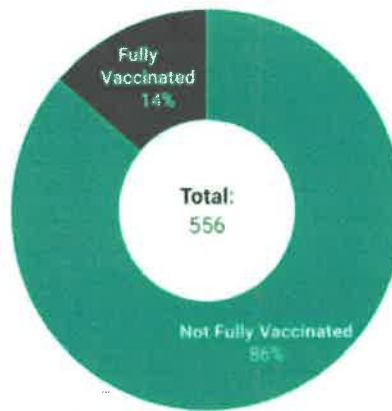
Cases

Not Fully Vaccinated (86%)
Fully Vaccinated (14%)



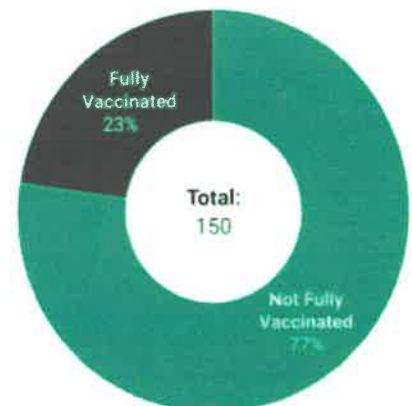
Hospitalizations

Not Fully Vaccinated (86%)
Fully Vaccinated (14%)



Deaths

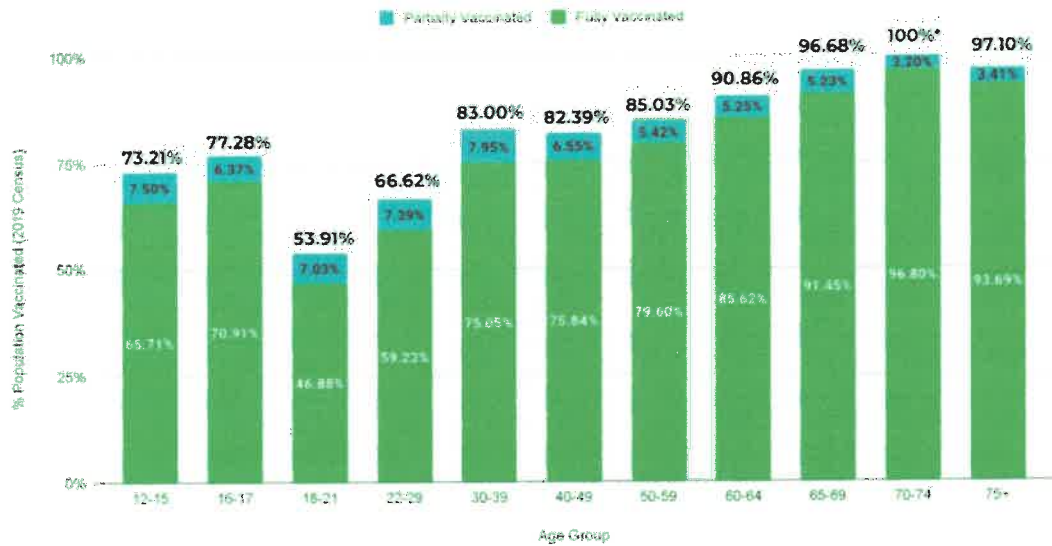
Not Fully Vaccinated (77%)
Fully Vaccinated (23%)



Source: Vermont Dept. of Health—September 18, 2021; Note vaccinated VT population more than 2x unvaccinated population

Vermont Vaccination Progress

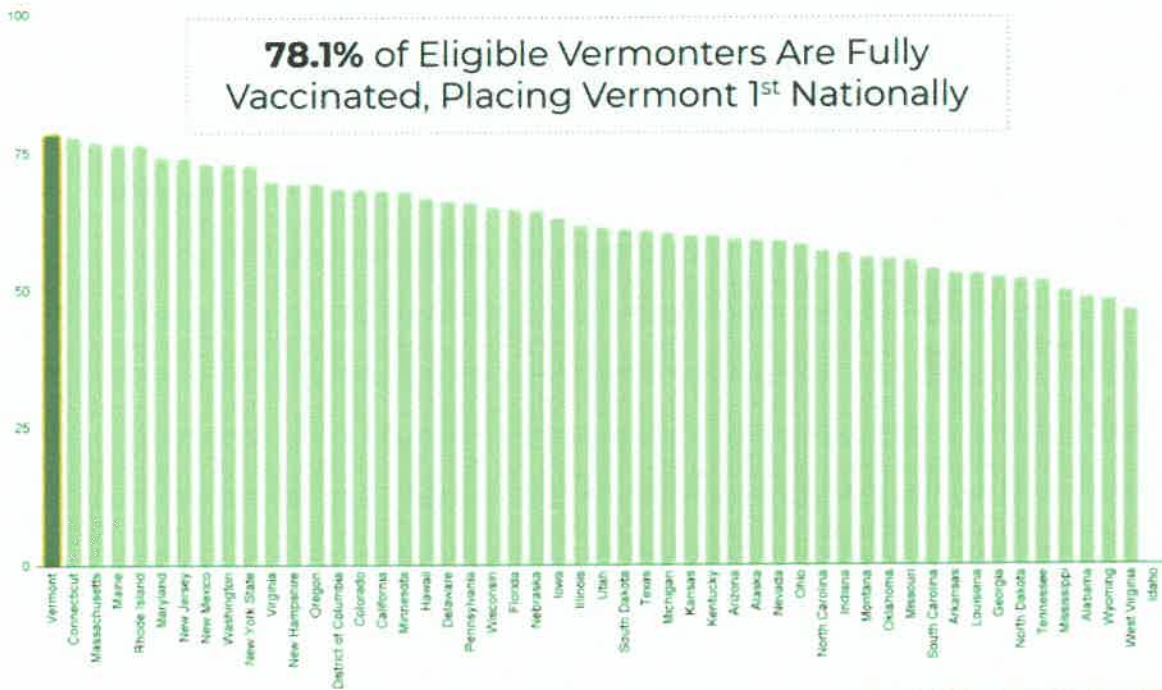
By Age Band



source: Vermont Dept. of Health—September 21, 2021, *based on 2019 census estimates; state data may differ from CDC reporting

47

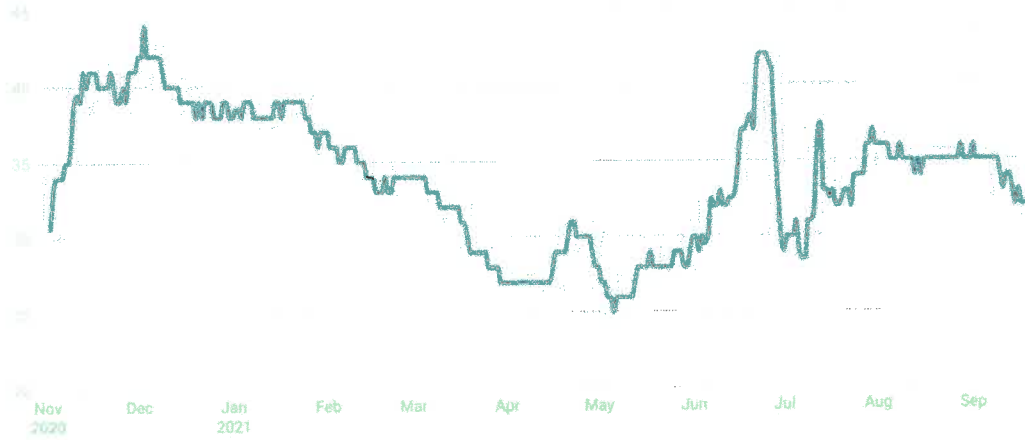
78.1% of Eligible Vermonters Are Fully Vaccinated, Placing Vermont 1st Nationally



Source: CDC—September 20, 2021

Age of Infected Vermonters

Median age of COVID positive individuals in VT over the last 14 days.



Source: VDH—September 21, 2021


16

Cases

Breakthrough Stats as of 9/10/21

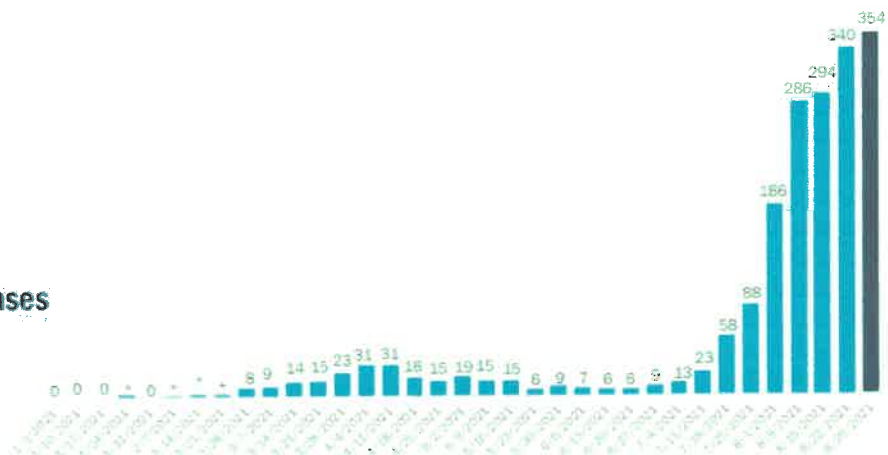
- 1,904 vaccine breakthrough cases
- Of those 51 hospitalizations or 3% of vaccine breakthrough cases
- 18 deaths or 1% of vaccine breakthrough cases
- Breakthrough cases represent 0.4% of those fully-vaccinated population

Cases COVID-19 Among Fully Vaccinated Vermont Residents Since January 2021



To date there have been **51 hospitalizations** and **18 deaths** among the **1,906 cases** of vaccine breakthrough.

Vaccine Breakthrough Cases by Week



Source: Vermont Department of Health, 2020-2021.

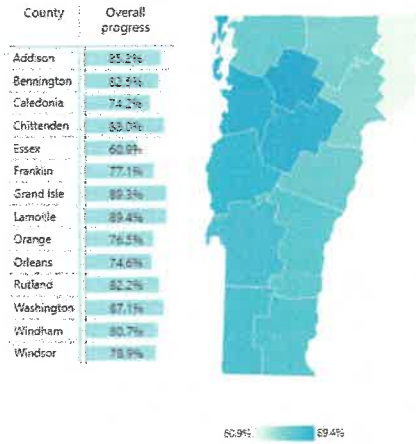
Vermont Vaccination Data

Blue headers indicate CDC data
Gray headers indicate Vermont data

Vaccination by County Age 12+

The percent of the county population age 12+ that has received at least one dose of the vaccine

Show Rates By: Overall Race/Ethnicity Ethnicity



See data notes for more information about COVID-19 immunizations provided in New Hampshire.

Summary

By Age, Sex, Race, Ethnicity

Vermont Forward

87.4%

481.4K

of Vermonters 12+ have received at least one dose of the vaccine

481.4K Vermonters 12+ have received at least one dose of the vaccine

78.1% of Vermonters 12+ have completed vaccination

Source: CDC

Vaccine Distribution

Doses Administered
893.5K

Total People Vaccinated

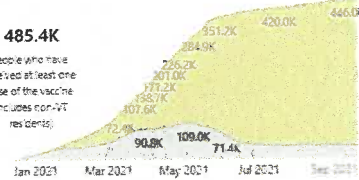
Total People Started
39.4K

Total People Completed
446.0K

Started Completed

485.4K

People who have received at least one dose of the vaccine (includes non-VT residents)



Updated 9/21/2021 9:09:02 AM

Vermont Vaccination Data


Select County

Summary

Current Page

By Age - Statewide

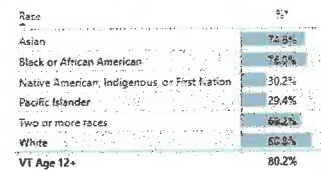
The percent of the statewide population of each age group that has received at least one dose of the vaccine



Statewide numbers and percentages are capped at 100%. County numbers and percentages are capped at 95%. Values above 95% are suppressed to protect personal health information. See notes below for more information.

By Race - Statewide

The percent of the statewide population age 12+ of each race that has received at least one dose of the vaccine



Race information is not reported for 3% of people vaccinated.

By Ethnicity - Statewide

The percent of the statewide population age 12+ of each ethnicity that has received at least one dose of the vaccine



Ethnicity information is not reported for 5% of people vaccinated.

By Race/Ethnicity and Age - Statewide

The percent of the statewide population age 12+ of each race/ethnicity that has received at least one dose of the vaccine

Race*	12-30	31-64	65+	Age 12+
BIPOC	63.2%	81.2%	89.9%	76.8%
Non-Hispanic White	61.0%	76.8%	95.4%	78.5%
Vermont	61.8%	79.9%	95.2%	78.4%

Race/ethnicity information is not reported for 5% of people vaccinated.

BIPOC refers to Black, Indigenous, and people of color.

By Sex - Statewide

The percent of the statewide population age 12+ of each sex that has received at least one dose of the vaccine

Sex	%
Female	84.9%
Male	80.4%
VT Age 12+	82.7%

Sex information is not reported for 505 people vaccinated.

Updated 9/21/2021 9:09:02 AM

Update on outbreaks and clusters as of July 28, 2021

- 47 Active outbreaks, 40 Primary and 7 Secondary, 527 outbreaks have been resolved.

Governors, CDC and SEOC Updates



Vermont Vaccination

+2,188
Since Last Week

481,449
Vermonters with
at Least 1 Dose

69,501
Eligible Vermonters
still to be vaccinated

Testing

- Testing continues to happen throughout the state.
- Testing continues to be offered almost daily in Waterbury, Middlebury, Northfield, Montpelier and Berlin. Locations can be found at the [VT Dept of Health Testing](#) site.

Vaccination Planning

- Walk-in Clinics continue to be available daily, locations can be found on the [VT Dept of Health](#) site.
- 9/26 Spaulding High School Clinic 9-5 Pfizer
- 9/22, 9/26, 9/29, 10/1 Waterbury Ambulance Pfizer

Metric	Figure	State Ranking
Doses Administered per 100K	142,562	1
% At Least 1 Dose (Eligible Population)	87.4%	3
% Fully Vaccinated (Eligible Population)	78.1%	1
% At Least 1 Dose (Full Population)	77.2%	1
% Fully Vaccinated (Full Population)	69.0%	1
% Fully Vaccinated (65 & Over)	95.1%	1

Regional Numbers

- NY has 2,377,000 cases an increase of 135,600 cases
- MA has 795,500 cases an increase of 48,800 cases
- NH has 115,400 cases an increase of 10,100 cases
- Maine has 84,500 cases an increase of 10,200 cases

Regional Vaccination Numbers as of 9.20.21 18+ Population

- NY
 - Fully Vaccinated: 12,200,000
 - % of Population fully vaccinated: 62.2%
- MA
 - Fully Vaccinated: 4,640,000
 - % of Population fully vaccinated: 67.7%
- NH
 - Fully Vaccinated: 830,000
 - % of Population fully vaccinated: 61.5%
- ME
 - Fully Vaccinated: 907,000
 - % of Population fully vaccinated: 67.9%

