

Agenda
October 12, 2021
Warren Selectboard
6:30 PM
VIA Zoom or In Person
Warren Municipal Building

6:30 PM – Public Comment

6:35 PM –PFAS Investigation – Authorization for Contractor to Proceed Discussion on contractor plans for the land around the school – Kim Caldwell- ANR

6:50 PM - East Warren Community Market – Construct Shed Roof over Loading Dock – Jito Coleman

7:00 PM -RFP Contracts for Traffic/Parking for the Village – Bob Ackland

7:01 PM – Approval of Minutes September 21, 2021

7.02 PM – Approval of Accounts Payable and Payroll Warrants

Approve Harwood Warrant 1,549,520.05

7:45 PM – Other Business 465,908.95 434,127.80

Engine Idling by Gazebo Compliant – Debi Rickard Email

** Agenda Subject to Change **

Weekly: [https://us04web.zoom.us/meeting/uZErF-6sqz8o-oB1DfOMkLTV6yElzCsjag/ics?icsToken=98tyKu2tqDMtHtGRslztd7QvW9r-b-G5jTxBiPJ5mjDICAxnVFXvE-5YEaF1Ed-B](https://us04web.zoom.us/join/uZErF-6sqz8o-oB1DfOMkLTV6yElzCsjag/ics?icsToken=98tyKu2tqDMtHtGRslztd7QvW9r-b-G5jTxBiPJ5mjDICAxnVFXvE-5YEaF1Ed-B)

Join Zoom Meeting

<https://us04web.zoom.us/j/456874542>

Meeting ID: 456 874 542

One tap mobile

+13017158592,,456874542# US (Germantown)

+13126266799,,456874542# US (Chicago)

Dial by your location

+1 301 715 8592 US (Germantown)

+1 312 626 6799 US (Chicago)

+1 929 205 6099 US (New York)

+1 253 215 8782 US (Tacoma)

+1 346 248 7799 US (Houston)

+1 669 900 6833 US (San Jose)

Meeting ID: 456 874 542

Find your local number: <https://us04web.zoom.us/u/kBWXUBvHM>



Minutes of 10/12/2021
Warren Selectboard
Warren Municipal Building & VIA Zoom
6:30 PM

Members Present: Luke Youmell, Vice Chair, Bob Ackland, Camilla Behn & Devin Klein Corrigan.

Members Absent: Andrew Cunningham, Chair

Others Present: Jim Sanford, Kimberly Caldwell, Jito Coleman, Erica (VR), Debi Rickard, TV 44/45.

6:35 PM - Public Comment: -None

6:40 PM – PFAS Investigation – Authorization for Access at the Warren School Brooks Field Parcel – Kim Caldwell – ANR - Ms. Caldwell started the discussion off with a little background concerning how this came about. In 2018 the Warren School participated in a pilot study of water testing for PFAS as other valley schools participated. In the testing pilot it was discovered that PFAS were present in the water supply at the Warren School. Testing wells were installed at the site around the old leach field that is not in use anymore. Some conclusions are that there was probably dumping of cleaning products in the leach field and is why testing wells were installed around the leach field down in front of the school and around the old leach field. The project went dormant because of lack of State funding and now that there is new money available the project is moving forward. The DEC and Atlas the contractor that the state hired is stepping out of the boundaries of the old leach field to test the shallow ground water to confirm the extent. Ms. Caldwell sent over to the board a License and Access Agreement for the Town to sign as the Town owns the land and Atlas needs permission from the land owner to continue the study for solutions.

Motion by Mr. Ackland to approve the workplan License and Access Permit for Atlas (The DEC's Contractor) to perform the scope of work at the Warren School site for PFAS seconded by Ms. Behn. All in Favor: VOTE: 4-0.

6:40 PM – East Warren Community Market – Construct Shed Roof over Loading Dock –Jito Coleman – Mr. Coleman came before the board to get authorization to build a roof over the loading dock at the East Warren Community Market. The construction will mirror the architectural style line the front of the building. The Roots Work Board has reviewed the project proposal and the next step was getting Town permission. The construction will be completed by volunteers and will follow the present roof line hitting it at the peak. It will slope and drain properly and there would not be any joint issues. Mr. Youmell asked about snow load? They are basing the snow load on a 100lbs per square foot and will push the load rating out more for the structure. Ms. Behn asked about the snow coming off the roof and hitting the cemetery fence? Mr. Coleman commented that it slopes to the front and not on the sides away from the cemetery fence. The board would like Mr. Coleman to apply for a permit with the Town for the record. Mr. Sanford commented that the fire escape brace would have to be moved and Mr. Youmell commented we will need to get the State Fire Marshall to come out and inspect that and make sure we are still up to regulation standards.

Fence/bollards – Mr. Youmell and Mr. Sanford will meet on site and move the project forward before snow fall so that the fence/bollards will protect the sewer system.

6:55 PM – RFP Contracts for Traffic/Parking for the Village – Bob Ackland – Mr. Ackland commented that he received only two proposals: One from VHB and the other from Stantec. Both proposals were the same amount of money at the cost of \$7,000. Both companies have done work for Warren in the Village area. VHB designed and completed the down town village area, and Stantec did the Safe Routes to School Report. Stantec's proposal was more inclusive than VHB, however, VHB has an in person kick off meeting that all the stake holders could come to and express their concerns. Mr. Sanford commented that the Planning Commission has done extensive planning and work on this. The Planning Commission looked at rumble strips, dead policeman's, road issues, traffic data, Flat Iron as a one-way road etc. but there were no final conclusions. When they looked at Flat Iron as a one-way road, Mr. Sanford commented that it would push all the traffic down by the Warren Store and Pitcher Inn.

Mr. Ackland commented that the board went out for an RFP because a large vocal group of property owners that live in the down town area (Brook Road, South Main, Main Street, Flat Iron) came to the board to express their concerns about speeding and parking issues. Mr. Ackland commented that there were three phases of the traffic issue: Design, Education and Law Enforcement. Ms. Klein Corrigan said we felt moving forward with the RFP was the best way to get started and follow through on our commitment to the townspeople but that we would like to work with the Planning Commission on final design so as to maintain a cohesive feeling and aesthetic downtown. The board asked Mr. Sanford what a reasonable time frame would be for the Planning Commission to be a part of this as the consultant would be about 9 weeks before they had any designs. That includes the kick off meeting, site visits, idea's, public comment, meet with the PC and look at the all the data collected. Mr. Sanford said the PC is very busy with the new ordinances but that they would make the time needed to be a part of this project. The board felt more comfortable with VHB as they will present sketches, pictures and designs as they work through the project.

Motion by Ackland to Approve the contract proposal from VHB for preliminary designs for traffic and parking, seconded by Ms. Behn. All in Favor: VOTE: 4-0.

7:15 PM – Engine Idling by Gazebo Compliant – Debi Rickard – Ms. Rickard came before the board and presented a State Statute on vehicles idling. They are having more people park by the gazebo and leave their vehicles idling sending the exhaust fumes towards their home. Mr. Youmell commented that there are no regulations in town about engine idling but there are certain exemptions that vehicles can idle in the State Statute. Ms. Behn commented that there is no enforcement and how would that be done even if you had signs posted. Ms. Klein Corrigan commented that this could be an issue flagged in the new traffic/parking redesign by VHB and incorporated in new signage directing traffic to parking locations as well as educating them on the Town Regulations. Ms. Rickard asked if she could as a public citizen just go over to the vehicles and ask that they do not idle their vehicles. The board commented that she could certainly ask anyone idling to please consider turning their engines off and that the best form of education is citizen to citizen done respectfully.

7:30 PM – Other Business

Hunting Awareness – Ms. Klein Corrigan asked if there were ways to notify the public that it is hunting season and to be aware and wear the proper orange clothing when hiking in the woods. Ms. Klein felt this was very important as many new people that have moved here are taking advantage of the hiking trails throughout the Valley and may not know about hunting season and what to wear for their protection and safety. Some suggestions were posting on Front Porch Forum, The Town Website, and the Valley Reporter. Ms. Behn and Ms. Klein Corrigan will reach out to Lisa Loomis and write up some notices to post.

7:31 PM – Harwood Bond Vote – On Thursday, October 14 and October 18 are virtual on-line Q&A sessions and on October 27 there will be a public meeting at Harwood.

7:33 PM – Town Fair – Ms. Klein Corrigan commented that she attended a few of the topics virtual sessions and one was with Bernie Sanders, Peter Welch and a member of Leahy's office were present. They were talking about the Build Back Better Bill that is \$3.5 Trillion Dollars that they are trying to pass in Washington. Ms. Klein Corrigan commented that there is about \$40 Million that is targeted for school upgrades in Vermont. She did tell one the Warren's Representatives and proposed waiting to spend some of the funds in hopes that some of this federal money could potentially help reduce the cost burden to the taxable here in the Valley.

ARPA – Mr. Ackland commented that the from a webinar he attended that they there is a pretty narrow window for use of the funds. Water and Wastewater infrastructure is one of the biggest ones. Ms. Klein Corrigan disagreed to an extent, observing there are broad requirements for the funds usage so long as it is tied to COVID hardships or upgrading wastewater as Mr. Ackland commented. She also commented that the presenters of this particular lecture were eager that towns pool their funds to achieve larger projects that may have a greater effect on the community. Mr. Ackland mentioned that Waitsfield was looking into Municipal Wastewater and a good use for some of Warren's ARPA funds could go towards that project if it happens. Waitsfield/Irasville Area is the Valley's downtown commercial area and it would benefit the business and affordable housing. It could be cluster sites such as the one on Carroll Road or other locations.

7:38 PM – Approval of Payroll Warrants – Motion by Mr. Ackland to approve the payroll warrants as presented for \$34,127.80, seconded by Ms. Klein Corrigan. All in Favor: VOTE: 4-0.

7:39 PM – Approval of Accounts Payable Warrants – Motion by Mr. Ackland to approve the accounts payable warrants for \$65,908.75, seconded by Ms. Klein Corrigan. All in Favor: VOTE 4-0.


7:40 PM – Approval of Minutes for September 21, 2021 – Motion by Ms. Klein Corrigan to approve the Minutes of September 21, 2021, seconded by Ms. Behn. All in Favor: VOTE: 4-0.

7:41 PM – Approval of Harwood Education Warrant as Presented – Motion by Mr. Ackland to approve the Harwood ED Warrant as presented for \$1,549,520.05, seconded by Ms. Klein Corrigan. All in Favor: VOTE: 4-0.


7:45 PM – Motion by Mr. Youmell to adjourn, seconded by Ms. Behn. All in Favor: VOTE: 4-0.

Minutes Respectfully Submitted by,
Cindi Jones, Warren Town Administrator


The Warren Selectboard



Luke Youmell, Vice Chair



Bob Ackland



Camilla Behn



Ms. Klein Corrigan

Andrew Cunningham, Chair

COVID-19 Report for October 5, 2021

Total Cases: 34,505

Cases statewide in the last 14 days: 2,594 which averages out to 1,297 a week

Breakthrough Cases Total: **2,819** since Jan. of 2021 as of 9/22

Breakthrough Cases per Week: **458** average for the last 2 weeks

Currently Hospitalized: 37 with 13 in the ICU

Recent Cases in Washington County in the last 14 days: 206

Total Cases in Washington County since the beginning: 3,002

Deaths: 323, 22 in the past 2 weeks

Total People Tested: 487,601

Total Tests: 2,120,878

Tested in the last 14 days: 95,654

Total Completely Vaccinated: 450,800 up nearly 4,800 in 2 weeks

Total Vaccinated: 490,500

Overall Progress w/ at least One Dose: 12+ is 88.3%

Washington County Progress w/ at least One Dose: 87.6% up nearly .5% from 2 weeks ago

Vaccine Doses Administered: 913,900

Regional Numbers

- NY has 2,440,000 cases an increase of 63,600 cases
- MA has 814,600 cases an increase of 18,000 cases
- NH has 120,800 cases an increase of 5,300 cases
- Maine has 91,500 cases an increase of 7,000 cases

Regional Vaccination Numbers as of 10.4.21 18+ Population

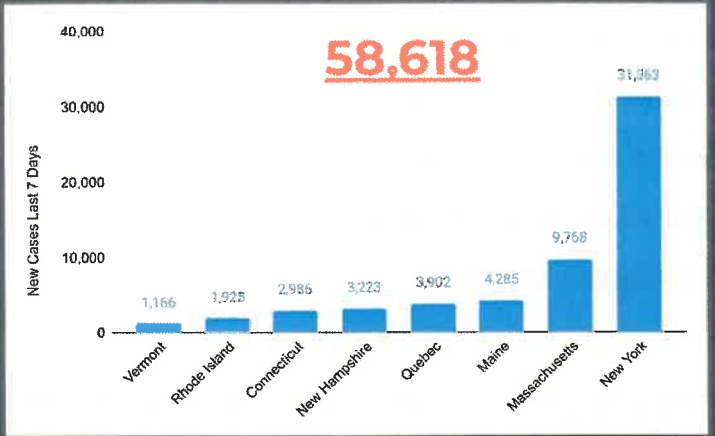
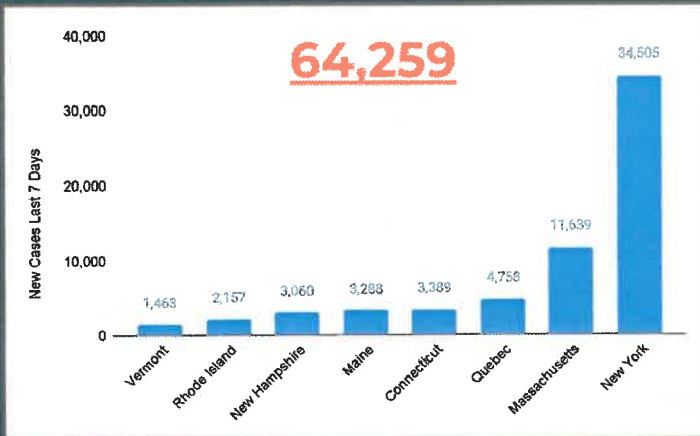
- NY
 - Fully Vaccinated: 12,476,000
 - % of Population fully vaccinated: 63.7%
- MA
 - Fully Vaccinated: 4,692,000
 - % of Population fully vaccinated: 68.5%
- NH
 - Fully Vaccinated: 838,000
 - % of Population fully vaccinated: 62.2%
- ME
 - Fully Vaccinated: 923,000
 - % of Population fully vaccinated: 69.2%

Regional Cases

8.8% Decrease in New Cases

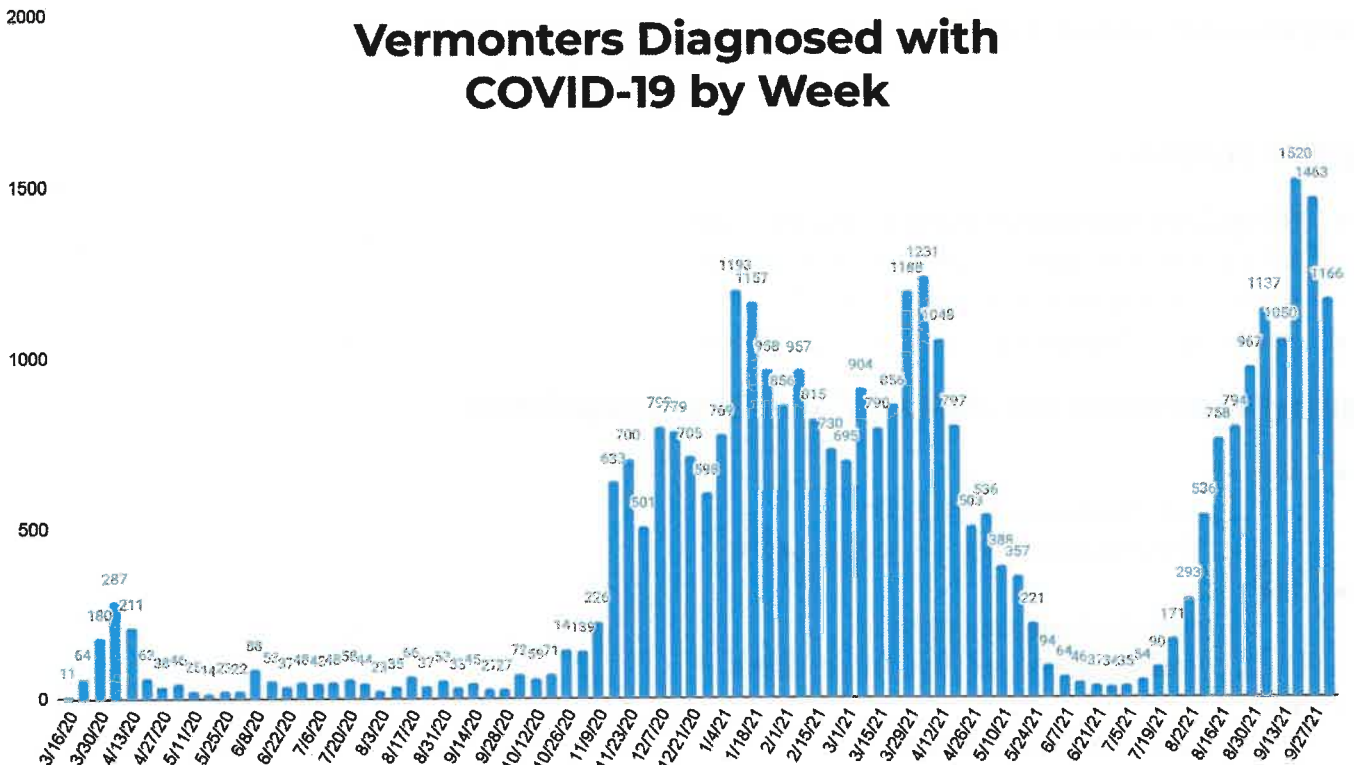
New Cases September 21st to September 27th

New Cases September 28th to October 4th



Sources: State Health Departments & CTV National News (Quebec)

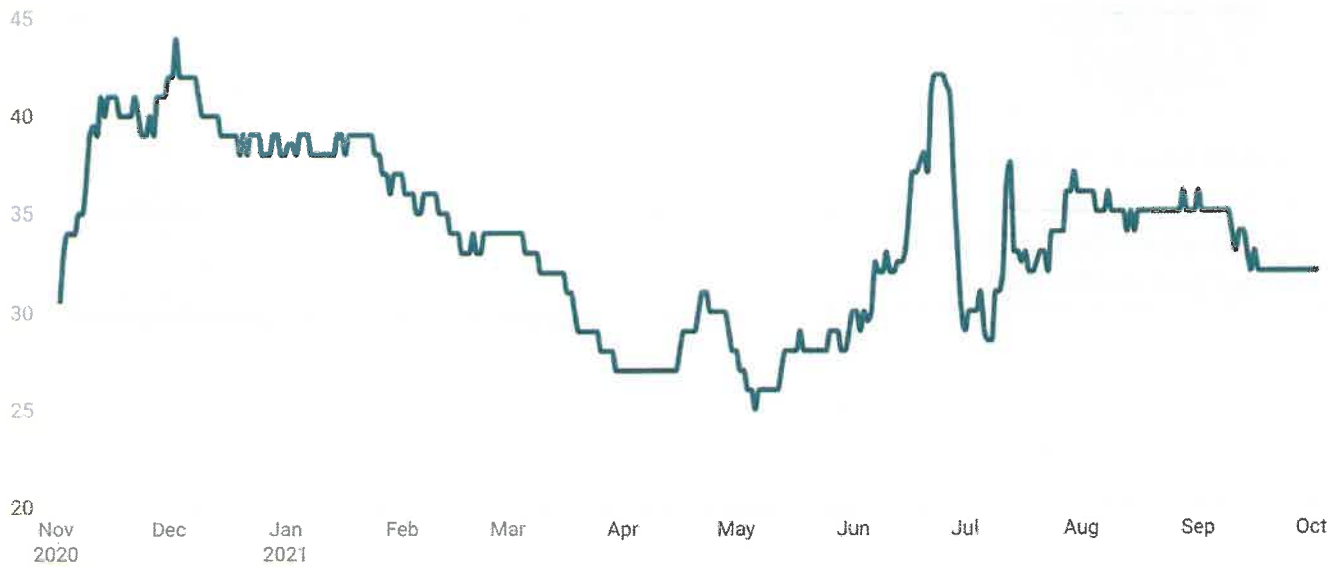
Vermonters Diagnosed with COVID-19 by Week



Source: Vermont Department of Health (week calculated as Tuesday to Monday)

Age of Infected Vermonters

Median age of COVID positive individuals in VT over the last 14 days.



Source: VDH—October 4, 2021


20

Cases

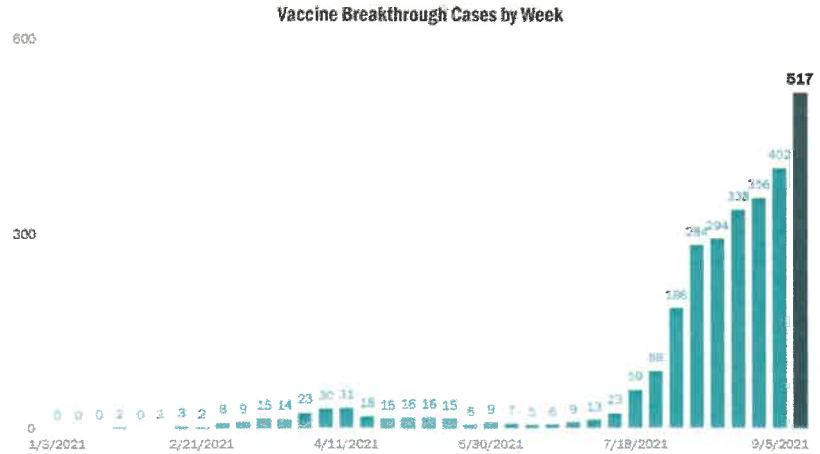
Breakthrough Stats as of 9.22.21

- 2,819 vaccine breakthrough cases
- Of those 76 hospitalizations or 3% of vaccine breakthrough cases
- 33 deaths or 1% of vaccine breakthrough cases
- Breakthrough cases represent 0.4% of those fully-vaccinated population

Cases COVID-19 Among Fully Vaccinated Vermont Residents Since January 2021



To date there have been **76 hospitalizations** and **33 deaths** among the **2,819 cases** of vaccine breakthrough.



Source: Vermont Department of Health, 2020-2021.

Local Area

- Current cases counts in the area as of 9/29/21 (2 Weeks)
 - Warren 57, an increase of 5
 - Waitsfield 88, an increase of 2
 - Moretown 64, an increase of 2
 - Fayston less than 5,
 - Waterbury 332, an increase of 15



Vermont Vaccination

+2,708
Since Last Week

486,396
Vermonters with
at Least 1 Dose

64,554
Eligible Vermonters
still to be vaccinated

Source: CDC—October 4, 2021

Testing

- Testing continues to happen throughout the state.
- Testing continues to be offered almost daily in Waterbury, Middlebury, Northfield, Montpelier and Berlin. Locations can be found at the [VT Dept of Health Testing](#) site.

Vaccination Planning

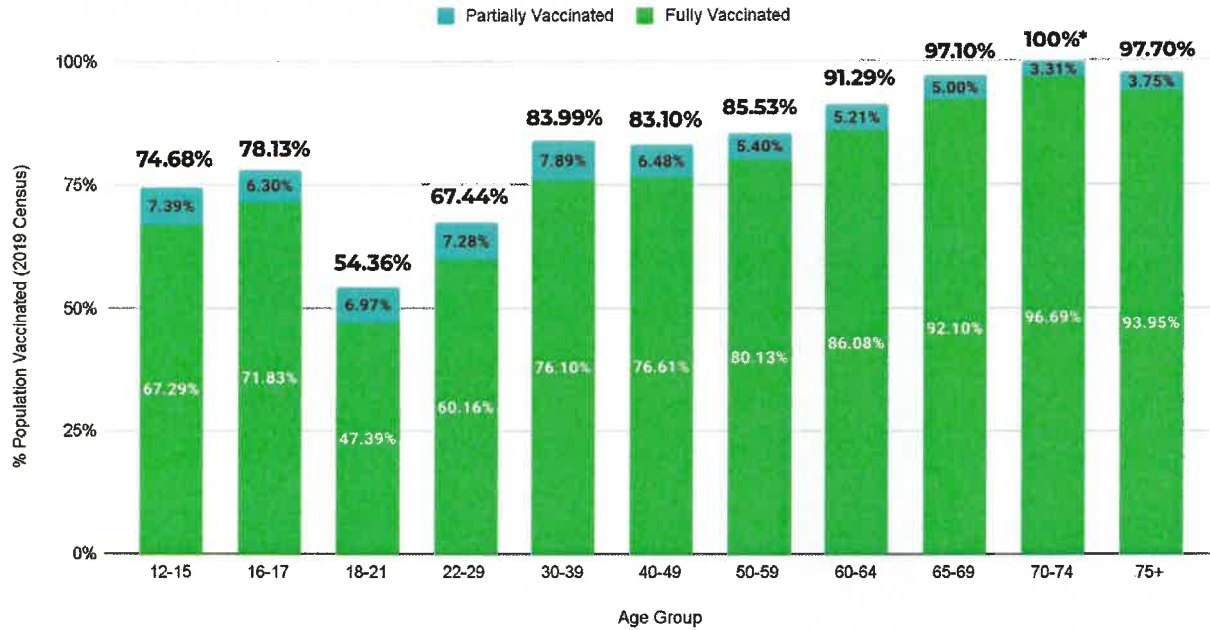
- Those 65 and up with the Pfizer vaccine are eligible for the booster
- Walk-in Clinics continue to be available daily, locations can be found on the [VT Dept of Health](#) site.

Vermont CDC Vaccine Scorecard

Metric	Figure	State Ranking
Doses Administered per 100K	145,386	1
% At Least 1 Dose (Eligible Population)	88.3%	3
% Fully Vaccinated (Eligible Population)	79.3%	2
% At Least 1 Dose (Full Population)	78.0%	1
% Fully Vaccinated (Full Population)	69.7%	1
% Fully Vaccinated (65 & Over)	95.6%	1

Vermont Vaccination Progress

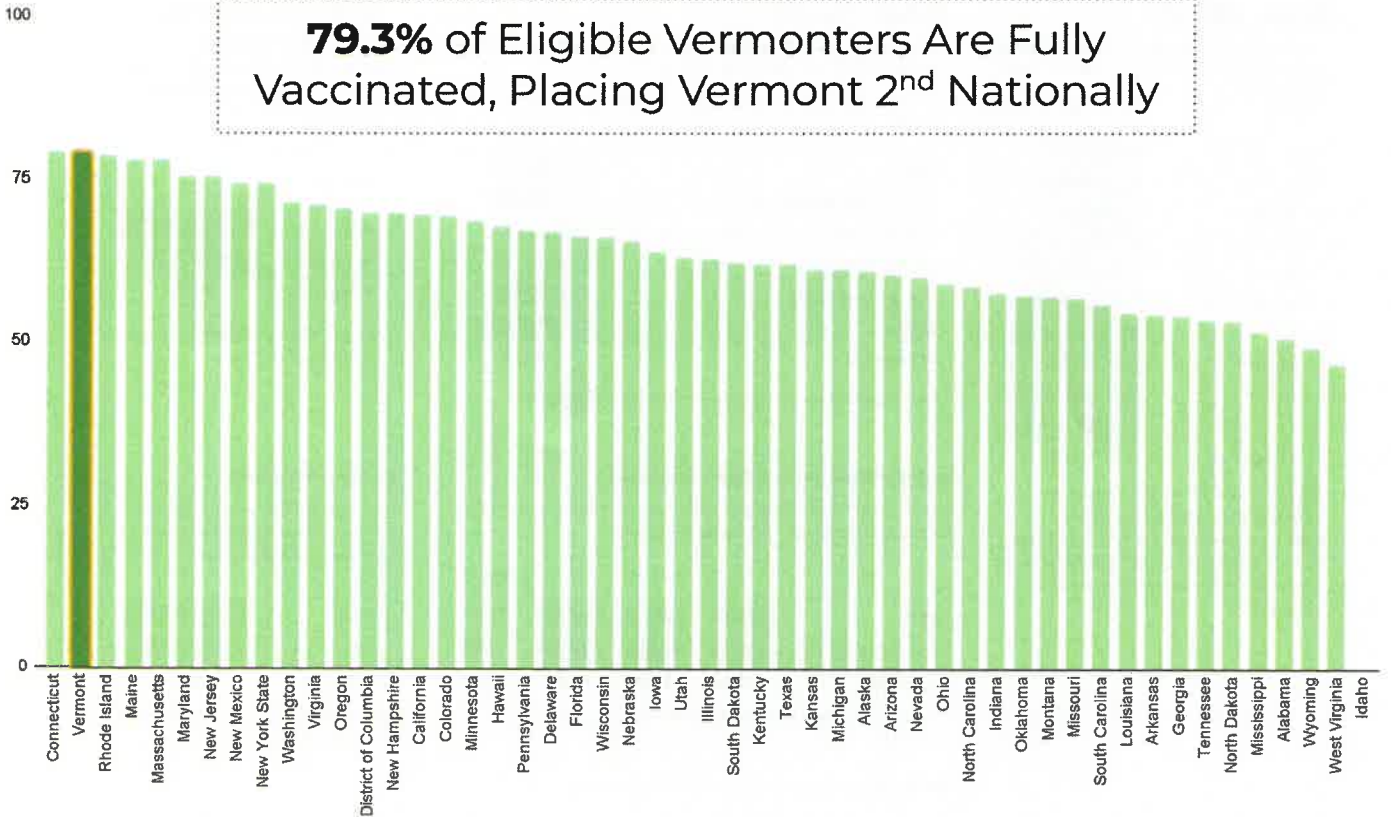
By Age Band



Source: Vermont Dept. of Health—October 4, 2021; *based on 2019 census estimates; state data may differ from CDC reporting

41

79.3% of Eligible Vermonters Are Fully Vaccinated, Placing Vermont 2nd Nationally



Source: CDC—October 4, 2021

Vermont Vaccination Data

Blue headers indicate CDC data
Gray headers indicate Vermont data

Summary

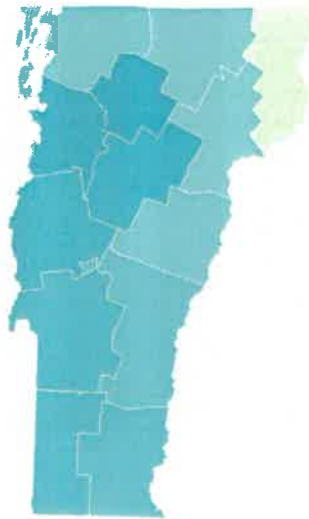
By Age, Sex, Race, Ethnicity

Vaccination by County Age 12+

The percent of the county population age 12+ that has received at least one dose of the vaccine

Show Rates By: **Overall** Race/Ethnicity Ethnicity

County	Overall progress
Addison	85.7%
Bennington	83.0%
Caledonia	75.3%
Chittenden	88.5%
Essex	61.8%
Franklin	77.9%
Grand Isle	90.2%
Lamoille	90.1%
Orange	77.2%
Orleans	75.7%
Rutland	83.1%
Washington	87.6%
Windham	81.4%
Windsor	79.7%



See data notes for more information about COVID-19 immunizations provided in New Hampshire.

Vermont Forward

88.3%

of Vermonters 12+ have received at least one dose

486.4K

Vermonters 12+ have received at least one dose

78.9% of Vermonters 12+ have completed vaccination

Source: CDC

Vaccine Distribution

Doses Administered

913.9K

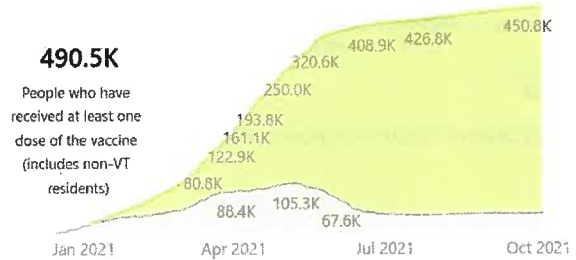
Total People Vaccinated

Total People Started
39.7K

Total People Completed
450.8K

People Received Additional Dose
15.0K

Started Completed



Updated 10/5/2021 9:08:48 AM

Vermont Vaccination Data

Select County

All

Summary

By Age, Sex, Race, Ethnicity

By Age - Statewide

The percent of the statewide population of each age group that has received at least one dose of the vaccine

Age	%*
12 - 15	74.7%
16 - 17	78.1%
18 - 29	62.2%
30 - 39	84.0%
40 - 49	83.1%
50 - 59	85.5%
60 - 64	91.3%
65 - 69	97.1%
70 - 74	99.9%
75+	97.7%
VT Age 12+	83.5%

Statewide numbers and percentages are capped at 100%. County numbers and percentages are capped at 95%. Values above 95% are suppressed to protect personal health information. See notes below for more information.

By Race - Statewide

The percent of the statewide population age 12+ of each race that has received at least one dose of the vaccine

Race	%*
Asian	75.3%
Black or African American	77.8%
Native American, Indigenous, or First Nation	30.4%
Pacific Islander	31.3%
Two or more races	71.1%
White	81.8%
VT Age 12+	81.2%

Race information is not reported for 3% of people vaccinated.

By Ethnicity - Statewide

The percent of the statewide population age 12+ of each ethnicity that has received at least one dose of the vaccine

Ethnicity	%*
Hispanic	95.0%
Not Hispanic	79.3%
VT Age 12+	79.7%

Ethnicity information is not reported for 5% of people vaccinated.

By Race/Ethnicity and Age - Statewide

The percent of the statewide population age 12+ of each race/ethnicity that has received at least one dose of the vaccine

Race*	12-30	31-64	65+	Age 12+
BIPOC	69.3%	83.5%	91.9%	78.0%
Non-Hispanic White	62.0%	80.9%	96.2%	79.5%
Vermont	62.8%	81.1%	96.0%	79.4%

Race/ethnicity information is not reported for 5% of people vaccinated.

BIPOC refers to Black, Indigenous, and people of color.

By Sex - Statewide

The percent of the statewide population age 12+ of each sex that has received at least one dose of the vaccine

Sex	%*
Female	85.5%
Male	81.1%
VT Age 12+	83.4%

Sex information is not reported for 504 people vaccinated.

Updated 10/5/2021 9:08:48 AM