

Agenda
Warren Selectboard
May 25, 2021
Via Zoom
6:00 PM

6:00 PM – Public Comment

6:05 PM – Interview Devin Klein Corrigan – For Appointment of Selectboard Vacancy

6:20 PM - Covid Up Date – Jeff Campbell

6:45PM- Continued Discussion – Office Opening/Selectboard In Person Meetings

6:50 PM – Approval of Minutes for May 11, 2021

6:51 PM – Approval of Accounts Payable and Payroll Warrant

6:52 PM – Approval of State Education Payment

6:53 PM – Other Business

****Agenda Subject to Change****

Weekly: [https://us04web.zoom.us/join/uZErF-6sqz8o-](https://us04web.zoom.us/join/uZErF-6sqz8o-oB1DfOMkLTV6yElzCsjag/ic?icsToken=98tyKu2tqDMtHtGRslztd7QvW9r-b-G5jTxBiPJ5mjDICAxnVFXxE-5YEaF1Ed-B)

Join Zoom Meeting

<https://us04web.zoom.us/j/456874542>

Meeting ID: 456 874 542

One tap mobile

+13017158592,,456874542# US (Germantown)

+13126266799,,456874542# US (Chicago)

Dial by your location

+1 301 715 8592 US (Germantown)

+1 312 626 6799 US (Chicago)

+1 929 205 6099 US (New York)

+1 253 215 8782 US (Tacoma)

+1 346 248 7799 US (Houston)

+1 669 900 6833 US (San Jose)

Meeting ID: 456 874 542

Find your local number: <https://us04web.zoom.us/j/kBWxUBvHM>

Selectboard Minutes

May 25, 2021

Warren Selectboard

VIA Zoom 6:00 PM

Members Present: Andrew Cunningham, Chair, Luke Youmell, Vice Chair, Bob Ackland & Camilla Behn.

Others Present: Devin Klein Corrigan, Jeff Campbell, Susan Klein, Perry Bigelow, Chris Seiler, MRVT, Hadley Laskowski.

6:00 PM – Public Comment – None

6:05 PM – Interview with Devin Klein Corrigan for Appointment on Selectboard - Ms. Klein Corrigan had interview with the board last year for a vacancy but it was not the right fit at the time. Ms. Klein Corrigan is a resident of Warren and with her husband own a business together. She was appointed to the Warren DRB in April of 2019. Ms. Behn commented that she is pulling information together for Ms. Klein Corrigan regarding what Selectboard members duties are to help guide her.

Motion by Mr. Cunningham to approve the Selectboard appointment vacancy of Devin Klein Corrigan to fill the Selectboard vacancy vacated by Mr. Graves for the remainder of this current year, second by Mr. Ackland. All in Favor: VOTE: 4-0.

6:10 PM – Covid Update – Jeff Campbell – Report attached.

6:25 PM - Continued Discussion – Office Hours/ Selectboard in Person Meetings, Masks – Mr. Youmell had spoken to Sugarbush, Paradise Deli and the East Warren Market regarding the Mask Mandate. The two stores are going continue to have their employees wear masks and will update their policies to state that masks are required for those not vaccinated. Sugarbush is pretty much shut down for the season. Their employees are still wearing masks in vehicles when people are riding together. They have about 75 people working now mostly outside. They have been following state and/or local guidance whichever one is stricter. Mr. Youmell commented that businesses are enforcing on their own on the Mask Mandate. Mr. Campbell stated that the State guidelines state: any buildings such as schools, hospitals, correction facilities, nursing facilities and health facilities are requiring masks. He commented that town government can request mask facial coverings in public buildings with no mask facial covering mandated outside. Mr. Cunningham, commented that he is not ready to lift the mandated mask notice until he hears from the town employees and the Library. Ms. Behn commented that the board could require masks facial coverings in the town office requiring the public to wear one and the employees wear their masks when the public is in the building. Mr. Campbell commented that the notice that was approved by the Selectboard has no set end date and that the board would have to amend the notice. Ms. Behn commented that business could chose what is best for them and their employees. The board agreed to wait until the June 8th meeting and Mr. Campbell will draft up an amendment.

7:45 PM -July 4th Permit Amendment – Ms. Klein came before the board to proceed as normal given the guidance that the Governor plans on lifting all restrictions by July 4, 2021. Ms. Klein commented that it will be very low key and that there will be no Brookfield activities, no gate keepers and no buses will be running due to the guidelines. She commented that she would publicize the event and encourage all recommend safety protocols including wearing masks and social distancing following the CDC guidelines. The owner of the Pitcher Inn and Warren Store are still planning on doing the street dance.

Ms. Klein also commented that she has new sponsors that have stepped up and that the costs will be contained within the budgeted amount. Ms. Klein commented she could have on line donation or Mr. Cunningham commented that there could be a donation station set up. The biggest issues are traffic flow for the event. Ms. Klein would like to set up a meeting with the sheriff, Constables and Mr. Poulin to meet on site and look at this issue. Ms. Klein commented that Main Street from RT 100 will be closed to inbound starting at 8:30 will traffic going up Brook Road for parking at Brookfield. Traffic could exit north bound via East Warren Road or Plunkton. Traffic going south bound could exit onto Flat Iron Rd and go south on Main Street to RT 100. She is asking who on the Selectboard has availability for a June 4 meeting to meet on site. Mr. Campbell and Mr. Youmell will meet with Ms. Klein along with Mr. Poulin and a representative from the Washington County Sherrieff's office.

Mr. Cunningham asked what is the theme of the event this year? Ms. Klein commented "Hero's Among Us" honoring all the essential workers. Ms. Behn would like to go on record stating she is not comfortable or excited about the event. Her concerns were not knowing who is vaccinated and who is not, where are they coming from to the parade and that the group of 20-30-year-olds are still lingering behind in getting shots. She did not want to be accountable for an outbreak in the Mad River Area resulting from the parade. Mr. Ackland commented that he is on the fence wondering if we are there yet ahead of the pandemic. Mr. Youmell commented that he is in favor of the event encouraging all the safety protocols. Mr. Cunningham commented that he feels comfortable with having the event letting the public know all the risks. Ms. Klein Corrigan commented that there is a really low outside transition rate about .1% and also felt comfortable with the event. Mr. Cunningham commented that this is a time sensitive event and that Ms. Klein needed approval to have time to put the event to put together the logistics for the event.

Motion by Mr. Ackland to remove the provisional from the 4th of July festival permit, second by Mr. Youmell. All in Favor: VOTE: 5-0.

7:10 Other Business

Constable Issue with Waitsfield – Mr. Cunningham commented that Waitsfield has reached out to Warren on sharing a Constable. Mr. Ackland commented that Mr. Campbell could work as a private contractor for Waitsfield or Waitsfield could contract with Warren on hours. Mr. Campbell commented that he has answered questions from the Town Administrator and the Chair of the Waitsfield board in regards to budget, training, equipment etc. Mr. Campbell stated that his first loyalty is with the Town of Warren. He commented that he told them he would not do any traffic enforcement and it would be the same duties as he is serving in Warren. Mr. Campbell didn't see that there would be an issue of him serving both communities. Warren has invested a lot of time and money into the certification training. Waitsfield took Warren's budget and reduced in half for one Constable and Mr. Campbell stated that Waitsfield would have to pay for the insurance liability as Warren does. Mr. Cunningham asked, is it an hourly contract or is a budgeted amount? Mr. Campbell stated he puts in about 30 hours and if he got overwhelmed, he would step down from Waitsfield duties. Mr. Cunningham wondered if there would be a line item in the Waitsfield Budget for this or maybe an MOU? Waitsfield could pay the training for a few years was another comment that was made by Mr. Ackland. The yearly training hours is a question of how to handle it. Does Waitsfield pay 1/2, or contract hourly? Mr. Ackland commented that Warren would need to get a return on the investment.

Mr. Cunningham commented that there needs to be more discussion with Waitsfield. The board wanted to see what comes next from Waitsfield.

Crack Sealing of Town Roads – The board was presented with a proposal for crack sealing paved roads. The vendor did not recommend sealing the roads that were up for paving this year as they had lost their life profile. Mr. Ackland commented that Mr. Bretton Gardner from Pike Industries recommended sealing them prior to paving the Dump Road, Airport Road from RT 100 and the Roxbury Mt. Road. The proposal included the other town roads as well. Mr. Cunningham commented that there seems to be a difference of opinion between the contractors. It was left that Mr. Ackland and Mr. Bombard would contact the crack sealing vendor and ask why his opinion was different than Pike Industries. There was no decision to move ahead on any crack sealing at this time.

8:10 PM – Approve Town Permit for Roots Juice Truck – The board had given permission last year for the juice truck to be located at the East Warren Community Market.

Motion by Mr. Youmell to approve the Roots Juice Truck from June 1-October 11, to set up on the Town land at the East Warren Community Market site, second by Mr. Ackland. All in Favor: VOTE: 5-0.

8:12 PM – Approval of Minutes for May 11, 2021 – Motion by Mr. Youmell to approve the Minutes of May 11, 2021, second by Ms. Behn. All in Favor: VOTE: 4-0.

8:13 PM – Approval of Account Payable – Motion by Mr. Ackland to approve the accounts payable warrants as presented for \$54,383.70, second by Mr. Youmell. All in Favor: VOTE: 5-0.

8:14 pm – Approval of Payroll Warrants – Motion by Mr. Ackland to approve the payroll warrants as presented for \$25,275.82, second by Ms. Behn. All in Favor: VOTE: 5-0.

8:15 PM – Approval of State Education Warrant for \$3,375,615.02, second by Ms. Behn. All in Favor: VOTE: 5-0.

8:16 PM – Motion to adjourn by Mr. Youmell second by Mr. Ackland. All in Favor: VOTE: 5-0.

Minutes Respectfully Submitted by,
Cindi Jones

The Warren Selectboard

Andrew Cunningham, Chair

Luke Youmell, Vice Chair

Bob Ackland

Camilla Behn

Devin Klein Corrigan

Signature: andrew cunningham
andrew.cunningham (Jun 9, 2021 08:39 EDT)
Email: propertymanagement@gmavt.net

Signature: Robert M Ackland
Robert M Ackland (Jun 9, 2021 08:57 EDT)
Email: ackland@gmavt.com

Signature: Luke Youmell
Luke Youmell (Jun 9, 2021 14:39 EDT)
Email: luke@birddogvt.com

Signature: Camilla W Behn
Camilla W Behn (Jun 9, 2021 15:45 EDT)
Email: ccbehn@gmavt.com

Signature: Devin Klein
Devin CORRIGAN (Jun 9, 2021 16:13 EDT)
Email: devintklein@gmail.com

COVID-19 Report for May 25, 2021

Total Cases: 24,127

Cases statewide in the last 14 days: 521 which averages out to 261 a week

Total Probable Cases Overall: 709

Currently Hospitalized: 5 with 3 in the ICU

Recent Cases in Washington County in the last 14 days: 53

Total Cases in Washington County since the beginning: 1,881

Breakthrough Cases: 199

Deaths: 255 with 4 in the last 14 days, Last death was May 16th

Total People Tested: 391,976

Total Tests: 1,634,098

Tested in the last 14 days: 49,762

Total Completely Vaccinated: 332,200 up nearly 59,000 in 2 weeks

Total Vaccinated: 425,500

Overall Progress w/ at least One Dose: 69.6%, age 12+ is 78.9%

Washington County Progress w/ at least One Dose: 77.3% up nearly 4.6% from 2 weeks ago

Vaccine Doses Received: 836,300 up 102,000 from 2 weeks ago

Regional Numbers

- NY has 2,096,000 cases an increase of 22,000 cases
- MA has 705,000 cases an increase of 7,000 cases
- NH has 98,300 cases an increase of 1,500 cases
- Maine has 67,100 cases an increase of 2,700 cases

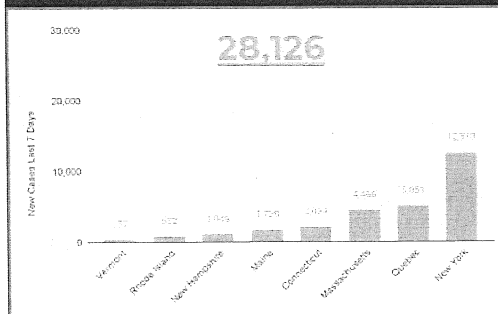
Regional Vaccination Numbers as of 5.23.21

- NY
 - Fully Vaccinated: 8,780,000
 - % of Population fully vaccinated: 45.2%
- MA
 - Fully Vaccinated: 3,480,000
 - % of Population fully vaccinated: 50.5%
- NH
 - Fully Vaccinated: 561,000
 - % of Population fully vaccinated: 41.3%
- ME
 - Fully Vaccinated: 698,000
 - % of Population fully vaccinated: 51.9%

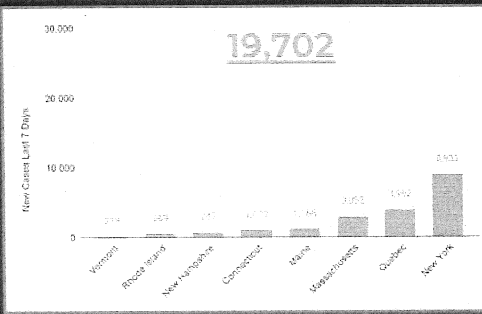
Regional Cases

29.96% Decrease in New Cases

New Cases May 11th to May 17th



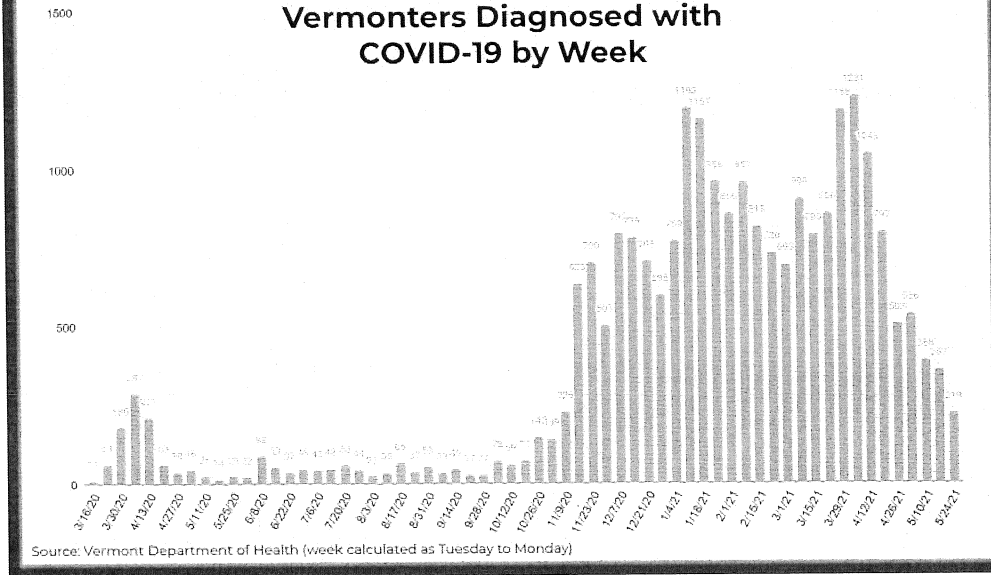
New Cases May 18th to May 24th



Sources: State Health Departments & CTV National News (Quebec)

43

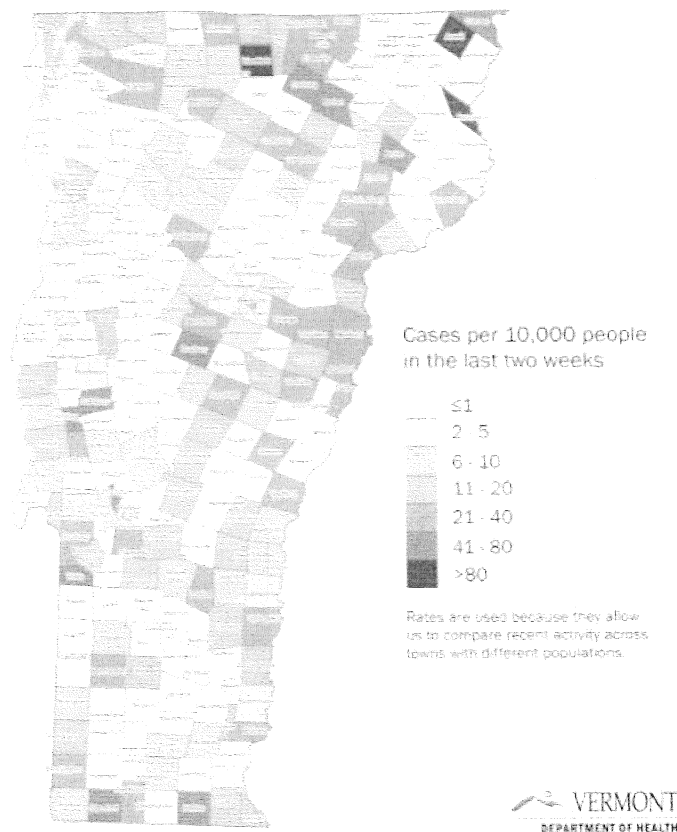
Vermonters Diagnosed with COVID-19 by Week



Cases

- Current cases counts in the area as of 5/19/21 (2week totals)
 - Warren 34, an increase of 0
 - Waitsfield 66, an increase of 1
 - Moretown 38, an increase of 1
 - Fayston less than 5,
 - Waterbury 180, an increase of 12

Rate of Vermonters with COVID-19 by Town in the Last Two Weeks
Data from 05/06/2021 to 05/19/2021



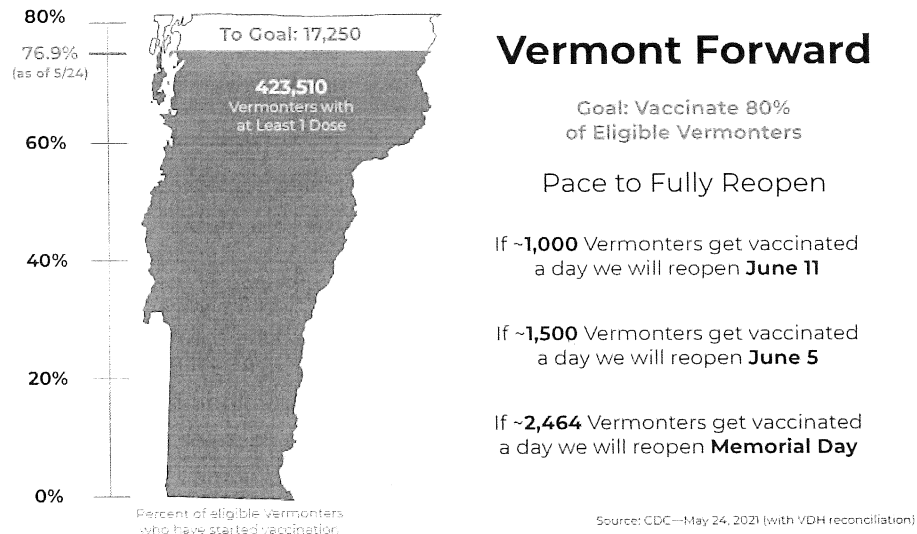
Town Counts from 03/05/2020 to 05/19/2021

To establish the identity of individuals, leaves with lower and upper veins ≥ 1 mm apart are collected in the same

Update on outbreaks and clusters as of May 19, 2021

- 31 Active outbreaks, 31 Primary and 0 Secondary, 473 outbreaks have been resolved.
- There have been 852 cases among residents and 425 cases among the facility staff in Congregate Care & Living since last March, with an increase 32 residents and 5 staff member in the past 2 weeks
- There have been 1,704 cases among children and staff in Schools & Child Care since last March

Governors, CDC and SEOC Updates



Testing

- Testing continues to happen at 14-17 sites a day throughout the state.
- Testing continues to be offered almost daily in Waterbury, Middlebury and Berlin

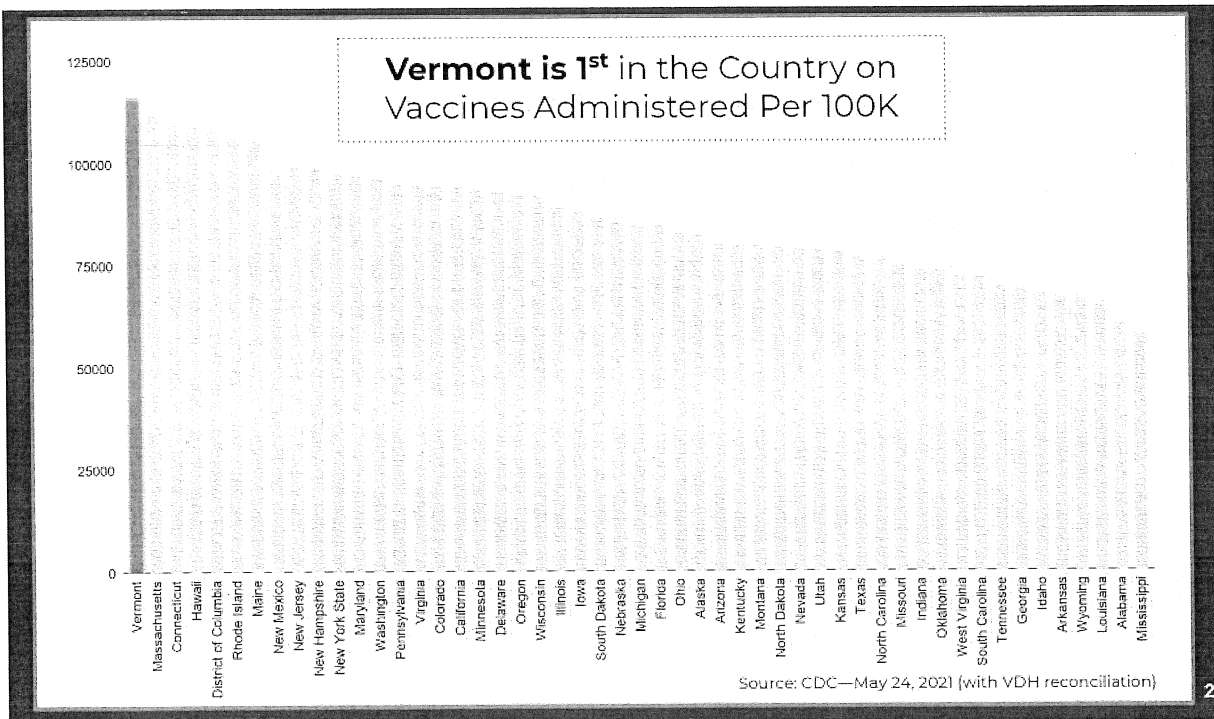
Vaccination Planning

- The governor says that once the State reaches 80% he will lift all remaining restrictions that day.
- CVMC is hosting a COVID Vaccine Hub for Walk-ins May 24-28 between 8-Noon and 1-3 in Berlin
- About 423,500 have been vaccinated in VT. 332,200 have completed their doses
- The goal continues to have everyone in VT vaccinated by July 4th.
- More than 163,900,000 have received 1 doses so far nationwide, 130,600,000 have received 2 doses
- Nearly 359,000,000 doses have been distributed nationwide
- Over 1.7 Billion doses have been administered worldwide

Vermont CDC Vaccine Scorecard

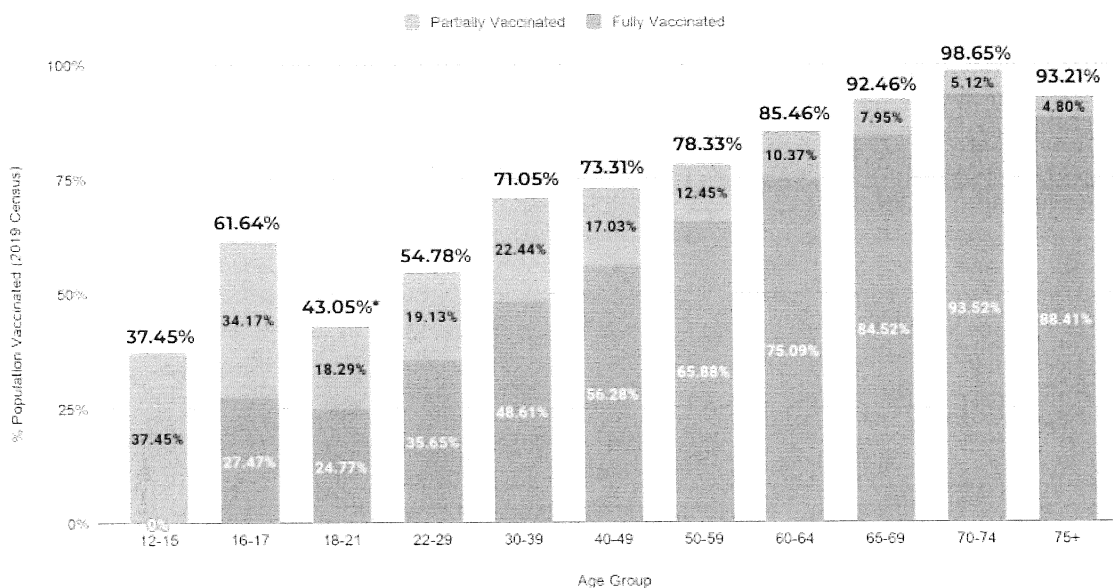
Metric	Figure	State Ranking
Doses Administered per 100K	116,129	1
% At Least 1 Dose (Eligible)	76.9%	1
% At Least 1 Dose (Full Population)	67.9%	1
% Fully Vaccinated	51.0%	3
% 65+ One Dose	98.0%	2
% 65+ Fully Vaccinated	88.8%	1

Source: CDC—May 24, 2021 (with VDH reconciliation); CDC data using 2019 census estimates




Vermont Vaccination Progress

By Age Band



**51.0% of Vermonters Fully Vaccinated,
Placing Vermont 3rd Nationally**



Source: CDC—May 24, 2021 (with VDH reconciliation)

Vermont Vaccination Data

Blue headers indicate CDC data
Gray headers indicate Vermont data

Summary

By Age, Sex, Race, Ethnicity

Vaccination by County Age 12+

The percent of the county population age 12+ that has received at least one dose of the vaccine

Show Rates By:

Race/Ethnicity

Ethnicity

County Overall progress

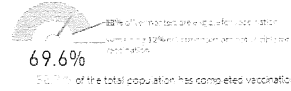
Addison	76.7%
Bennington	72.2%
Caledonia	64.4%
Chittenden	79.5%
Essex	55.2%
Franklin	67.0%
Grand Isle	77.7%
Lemay	78.0%
Orange	68.4%
Orleans	63.1%
Rutland	72.2%
Washington	77.3%
Windham	68.3%
Windsor	70.5%
VT Age 12+	73.2%



55.2% 77.3%

Vermont Forward

Percent of all Vermont residents with at least one vaccine dose



Vaccine Distribution

Doses Received

836.3K

Doses Administered

725.0K

Total People Vaccinated

Total People Started

91.3K

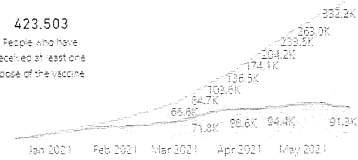
Total People Completed

332.2K

Started Completed

423,503

People who have received at least one dose of the vaccine



Updated 5/25/2021 8:41:55 AM

Vermont Vaccination Data

Select County

All

Summary

By Age, Sex, Race, Ethnicity

Vermont Forward

Percent of Vermont Residents with at least one vaccine dose

All VT Residents 69.6%

Age 12+ 78.9%

Percentages above are from the CDC and include VT vaccination not reported to the Vermont Dept. of Health. See notes below dashboard for more details.

By Age - Statewide

The percent of the statewide population of each age group that has received at least one dose of the vaccine

Age	%
12 - 15	87.5%
16 - 17	61.6%
18 - 29	50.1%
30 - 39	71.1%
40 - 49	73.3%
50 - 59	78.3%
60 - 64	85.5%
65 - 69	92.5%
70 - 74	95.6%
75+	93.2%
VT Age 12+	73.2%

Statewide numbers and percentages are capped at 100%. County numbers and percentages are capped at 95%. Values above 95% are suppressed to protect personal health information. See notes below for more information.

By Race - Statewide

The percent of the statewide population age 12+ of each race that has received at least one dose of the vaccine

Race	%
Asian	65.4%
Black or African American	53.3%
Native American, Indigenous, or First Nation	25.4%
Pacific Islander	13.3%
Two or more races	52.2%
White	70.3%
VT Age 12+	69.5%

Race information is missing for 5% of people vaccinated.

By Race/Ethnicity and Age - Statewide

The percent of the statewide population age 12+ of each race/ethnicity that has received at least one dose of the vaccine

Race	12-30	31-64	65+	Age 12+
BIPOC	49.7%	67.8%	81.1%	61.2%
Non-Hispanic White	44.4%	68.6%	87.7%	66.8%
Vermont	45.0%	68.6%	87.5%	66.4%

Race/ethnicity information is missing for 9% of people vaccinated.

BIPOC refers to Black, Indigenous, and people of color

By Ethnicity - Statewide

The percent of the statewide population age 12+ of each ethnicity that has received at least one dose of the vaccine

Ethnicity	%
Hispanic	77.1%
Not Hispanic	66.6%
VT Age 12+	66.8%

Ethnicity information is missing for 9% of people vaccinated.

By Sex - Statewide

The percent of the statewide population age 12+ of each sex that has received at least one dose of the vaccine

Sex	%
Female	75.2%
Male	70.3%
VT Age 12+	73.2%

Sex information is missing for 0% of people vaccinated.

Blue headers indicate CDC data

Gray headers indicate Vermont data

Updated 5/25/2021 8:41:55 AM

Nationwide Numbers

Race/Ethnicity of People with at least One Dose Administered:

164,378,258

Data from 164,378,258 people with at least one dose administered. Race/Ethnicity was available for 92,847,061 (56.5%) people with at least one dose administered.




Percent among Persons who initiated vaccination in last 14 days

- Percent among Persons with at least One Dose
- Percent of the US Population in this Demographic Category
- Show Percent of the US Population that is in this demographic category

Age Groups of People with at least One Dose Administered:

164,378,258

Data from 164,378,258 people with at least one dose administered. Age was available for 151,848,926 (92%) people with at least one dose administered.



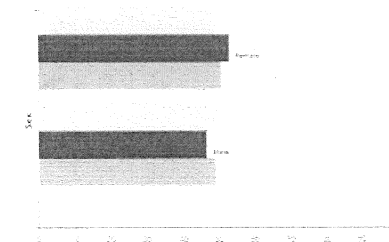
Percent among Persons who initiated vaccination in last 14 days

- Percent among Persons with at least One Dose
- Percent of the US Population in this Demographic Category
- Show Percent of the US Population that is in this demographic category

Sex of People with at least One Dose Administered:

164,378,258

Data from 164,378,258 people with at least one dose administered. Sex was available for 150,199,397 (91.4%) people with at least one dose administered.




Percent among Persons who initiated vaccination in last 14 days

- Percent among Persons with at least One Dose
- Percent of the US Population in this Demographic Category
- Show Percent of the US Population that is in this demographic category

Race/Ethnicity of People Fully Vaccinated:

131,078,608

Data from 131,078,608 people fully vaccinated. Race/Ethnicity was available for 79,021,296 (60.3%) people fully vaccinated.




Percent among Persons who completed all recommended doses in last 14 days

- Percent among Persons who are Fully Vaccinated
- Percent of the US Population in this Demographic Category
- Show Percent of the US Population that is in this demographic category

Age Groups of People Fully Vaccinated:

131,078,608

Data from 131,078,608 people fully vaccinated. Age was available for 121,108,846 (92%) people fully vaccinated.



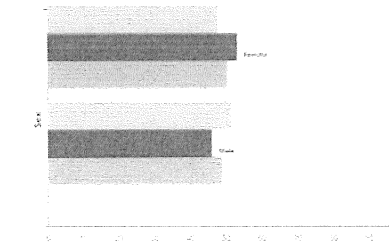
Percent among Persons who completed all recommended doses in last 14 days

- Percent among Persons who are Fully Vaccinated
- Percent of the US Population in this Demographic Category
- Show Percent of the US Population that is in this demographic category

Sex of People Fully Vaccinated:

131,078,608

Data from 131,078,608 people fully vaccinated. Sex was available for 119,967,989 (91.5%) people fully vaccinated.



Percent among Persons who completed all recommended doses in last 14 days

- Percent among Persons who are Fully Vaccinated
- Percent of the US Population in this Demographic Category
- Show Percent of the US Population that is in this demographic category












Minutes of May 24, 2021


Final Audit Report

2021-06-09

Created:	2021-06-09
By:	Cindi Jones (cjones@warrenvt.org)
Status:	Signed
Transaction ID:	CBJCHBCAABAAsiaOboXS5QQoFIL98tzoxDLS9IsJI3Nw

"Minutes of May 24, 2021" History

-  Document created by Cindi Jones (cjones@warrenvt.org)
2021-06-09 - 10:39:40 AM GMT- IP address: 69.54.29.15
-  Document emailed to andrew cunningham (propertymanagement@gmavt.net) for signature
2021-06-09 - 10:39:51 AM GMT
-  Email viewed by andrew cunningham (propertymanagement@gmavt.net)
2021-06-09 - 12:38:52 PM GMT- IP address: 68.142.63.6
-  Document e-signed by andrew cunningham (propertymanagement@gmavt.net)
Signature Date: 2021-06-09 - 12:39:10 PM GMT - Time Source: server- IP address: 68.142.63.6
-  Document emailed to Robert M Ackland (ackland@gmavt.com) for signature
2021-06-09 - 12:39:13 PM GMT
-  Email viewed by Robert M Ackland (ackland@gmavt.com)
2021-06-09 - 12:56:53 PM GMT- IP address: 75.67.149.142
-  Document e-signed by Robert M Ackland (ackland@gmavt.com)
Signature Date: 2021-06-09 - 12:57:26 PM GMT - Time Source: server- IP address: 75.67.149.142
-  Document emailed to Luke Youmell (luke@birddogvt.com) for signature
2021-06-09 - 12:57:28 PM GMT
-  Email viewed by Luke Youmell (luke@birddogvt.com)
2021-06-09 - 6:39:31 PM GMT- IP address: 66.102.8.11
-  Document e-signed by Luke Youmell (luke@birddogvt.com)
Signature Date: 2021-06-09 - 6:39:41 PM GMT - Time Source: server- IP address: 68.142.54.215
-  Document emailed to Camilla W Behn (ccbehn@gmavt.com) for signature
2021-06-09 - 6:39:42 PM GMT

 Email viewed by Camilla W Behn (ccbehn@gmavt.com)

2021-06-09 - 7:45:26 PM GMT- IP address: 209.99.194.164

 Document e-signed by Camilla W Behn (ccbehn@gmavt.com)

Signature Date: 2021-06-09 - 7:45:55 PM GMT - Time Source: server- IP address: 209.99.194.164

 Document emailed to Devin CORRIGAN (devintklein@gmail.com) for signature

2021-06-09 - 7:45:57 PM GMT

 Email viewed by Devin CORRIGAN (devintklein@gmail.com)

2021-06-09 - 8:12:59 PM GMT- IP address: 66.102.8.9

 Document e-signed by Devin CORRIGAN (devintklein@gmail.com)

Signature Date: 2021-06-09 - 8:13:11 PM GMT - Time Source: server- IP address: 209.99.216.243

 Agreement completed.

2021-06-09 - 8:13:11 PM GMT