

Find your local number: <https://us04web.zoom.us/j/kBWxUBvHM>



## **Minutes of May 11, 2021**

Warren Selectboard

6:00 PM Via Zoom

**Members Present:** Andrew Cunningham, Chair, Luke Youmell, Vice Chair, Bob Ackland & Camilla Behn.

**Others Present:** Marie Schmukal, David Ellison, Dayna Lisaius, TV 44/45, Hadley Laskowski, (VR), Andrew Bombard.

**6:00 PM – Public Comment** – Mr. Ellison asked if the board had any questions on the planned reopening in June for the library to reopen to the public. Mr. Ellison stated that if things go well, they will move to phase 2 in early July. A question was asked about the mask mandate. Mr. Campbell commented that the Governors April 30<sup>th</sup> Addendum 15 to the Executive Order states: Businesses and non-profit and government entities shall continue to implement measures notifying customers or clients of the requirement to wear masks or facial coverings in public indoor spaces. This notice may include, but shall not be limited to, posting signage stating that masks or cloth facial coverings are required and denial of entry or service to customers or clients who decline to wear masks or facial coverings. Things can change in July depending on what the Governors next steps are.

**6:09 PM – Covid update:** Jeff Campbell – Report Attached.

**6:20 PM – Paving Bid Award:** The Town received 3 bids: Pike Industries, Frank W. Whitcomb and ST. Paving. The board reviewed each bid as follows: ST. Paving \$384,420.00 plus \$44,520.00 for RAP Shoulders totaling: \$428,940.00. Frank W. Whitcomb \$342,380.00 and \$25,200.00 for RAP Shoulders totaling: \$367,580.00. Pike Industries: \$363,580.00 and \$37,800.00 for RAP shoulders totaling: \$401,380.00. The board chose the lowest bidder Frank W. Whitcomb. Frank W. Whitcomb will schedule for the second part of July early August. The board also agreed to hire an engineer to supervise the paving operations.

Motion by Mr. Youmell to award the 2021 Paving to Frank W. Whitcomb, second Mr. Ackland. All in Favor: VOTE: 4-0.

Guardrails: Mr. Bombard commented that he has guardrail projects on Lincoln Gap, Roxbury, Inferno and the Access Road that he plans on doing bring his guardrail budget over by \$4,000. He also commented that he just ordered culverts and they had increased over all by \$5,000 due to the pandemic and prices of materials.

**6:49 PM – Discussion & Approve New Employee Handbook Changes 2019** – Dayna Lisaius – Ms. Lisaius noted the changes were in Dental Insurance, Retirement, Sick Days, Work Related Injuries, Harassment and in benefits regarding early retirement. Discussion of what was full time were that the standard baseline is 32 hours is considered full time and that each individual job description would indicate what the hours were. Also, discussion on whether to add background checks and how it applies to volunteers, elected officials and other employees. Mr. Ackland commented that the employees are using the 2018 outdated employee handbook and that the new policy should be approved and adopted at this meeting. If changes in the future are needed, they can be done by doing an amendment. He also stated that there are Road Crew policies that are not in this handbook that should be an amendment in the future. Also Ms. Lisaius is checking on the new anti-racism clauses regarding social media with VLCT. There will be amendment changes in the future coming.





Motion by Mr. Ackland to approve the 2019 Employee Handbook in the current form as presented, second by Ms. Behn. All in Favor: VOTE: 4-0.

**7:19 PM – Discussion on Timing, Considerations for Reopening the Offices & in Person SB meetings –**

Mr. Cunningham opened up the discussion about when the SB will return to in person meetings and how to do that with the Covid restrictions. Mr. Youmell commented that for people who wanted to still zoom the board could set up a cheap monitor, camera webcam for the in-person meetings. It was discussed that members of the board could spread out in the room in chairs for distancing. Mr. Cunningham asked are we ready to start in June or July? Mr. Youmell commented that we still have one more meeting in May to discuss this again and see if the room is ready for in person meetings at its next meeting. Also, the topic of not wearing masks or wearing masks was brought up. Mr. Youmell commented that the board could meet outdoors under the tent and you wouldn't have to wear masks weather dependent. Mr. Cunningham commented that it would be difficult as there is no video equipment. Mr. Campbell commented again about the Governors Orders concerning indoor activities. More on this at the next meeting.

Office reopening: Mr. Youmell commented that the traffic is at a low volume at the office especially with Ms. Goss getting the records on line. She also is doing appointments for those who need to come in and do research in the land records. Other offices Zoning, Listers, TA have pretty much their own hours set and are doing appointments which results that they are mostly full-time in the office. Ms. Schmukal, Ms. Lisaius and Ms. Jones commented that working remotely has been a benefit as more seems to get done. Mr. Youmell commented that the flexible schedules are a good benefit with the balance of availability to the public. The only person that is not in the office is Ms. Lisaius. The remote process has been working quite well. Ms. Behn commented that the employees in the building needed to have a discussion on the hours as they all interact. Ms. Lisaius commented that she could set up a meeting like she did outside to see what people are doing and have these discussions. She will look ahead and plan a date for the employees.

**7:38 PM – Town Hall Rentals –** Ms. Jones asked the for some clarity on renting the Town Hall. The board agreed that they should limit the number of people and based on the CDC Guidelines. As of May 1, for Indoor: one unvaccinated person per 100 sq ft up to 150 people, plus any number of vaccinated people. Outdoor: 300, plus any number of vaccinated people. As of June 1, one unvaccinated person per 50 sq ft up to 300, plus any number of vaccinated people. Outdoor: 900, plus any number of vaccinated people. The board also is keeping wearing masks or facial coverings indoors mandate until the Governor changes the requirement of wearing masks. The board will also add a \$75 cleaning fee on top of the rental fee. Ms. Behn commented that we can put these stipulations within the contract.

**7:53 PM – Other Business**

Tax Anticipation Note – Ms. Lisaius asked if everyone saw the loan documents for signature to borrow up to \$400,000. It was sent around for signature via adobe. She also commented that at the next meeting they will have State Education Payment to sign.

**7:55 PM – Approval of Minutes for April 27, 2021 –** Motion by Mr. Youmell to approve the Minutes of April 27, 2021, second by Mr. Ackland. All in Favor: VOTE: 4-0.



**7:56 PM – Approval of Minutes for May4, 2021** – Motion by Mr. Youmell to approve the Minutes of May 4, 2021, second by Ms. Behn. All in Favor: VOTE: 4-0.



**7:57 PM – Approval of Accounts Payable Warrants** – Motion by Mr. Ackland to approve the Accounts Payable Warrants as presented for \$18,382.12, second by Mr. Youmell. All in Favor: VOTE: 4-0.

**7:58 PM – Approval of Payroll Warrants** – Motion by Mr. Ackland to approve the Payroll Warrants as presented for \$23,334.30, second by Mr. Youmell. All in Favor: VOTE: 4-0.

**7:59 PM** – Motion by adjourn by Mr. Youmell, second by Mr. Ackland. All in Favor: VOTE: 4-0.

Minutes Respectfully Submitted by,  
Cindi Jones, Warren Town Administrator

The Warren Selectboard

  
\_\_\_\_\_  
Andrew Cunningham, Chair  
\_\_\_\_\_  
Luke Youmell, Vice Chair  
\_\_\_\_\_  
Bob Ackland  
\_\_\_\_\_  
Camilla Behn  
\_\_\_\_\_  
Devin T. Klein Corrigan



## **COVID-19 Report for May 11, 2021**

Total Cases: 23,606

Cases statewide in the last 14 days: 841 which averages out to 420 a week

Total Probable Cases Overall: 630

Currently Hospitalized: 16 with 2 in the ICU

Recent Cases in Washington County in the last 14 days: 59, 6<sup>th</sup> lowest in the state

Total Cases in Washington County since the beginning: 1,832

Deaths: 251 with 6 in the last 14 days

Total People Tested: 385,897

Total Tests: 1,634,098

Tested in the last 21 days: 85,636

Total Completely Vaccinated: 273,200 up nearly 49,200 in 2 weeks

Total Vaccinated: 378,000

Overall Progress w/ at least One Dose: 69.1% up 10% from 2 weeks ago

Washington County Progress w/ at least One Dose: 72.7% up nearly 10% from 2 weeks ago

Vaccine Doses Received: 734,300 up 117,700 from 2 weeks ago

### **Numbers of concern**

- Worldwide we have surpassed 159,074,000
- Nationwide has 32,746,000 cases that's an increase of 619,000 in the past 2 weeks and 582,200 deaths
- 9 states are over 1 million cases
- 22 states have over 500,000 cases
- NY has 2,074,000 cases an increase of 40,000 cases
- MA has 698,000 cases an increase of 15,000 cases
- NH has 96,800 cases an increase of 3,000 cases
- Maine has 64,400 cases an increase of 4,000 cases

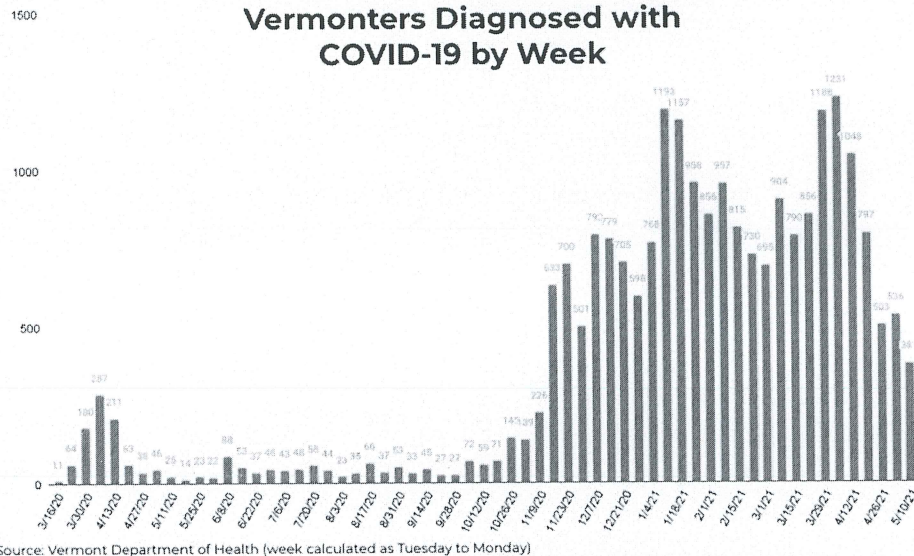


## Vermont COVID-19 Summary (Last 7 Days)

Metric	Figure	State Ranking
Testing Rate per 100K	7,535.87	1
Case Rate per 100K	9	5 (tied)
Positivity Rate	1.02%	3
Hospitalization Rate per 100K	3	1
Fatality Rate per 100K	0.1	1 (tied)

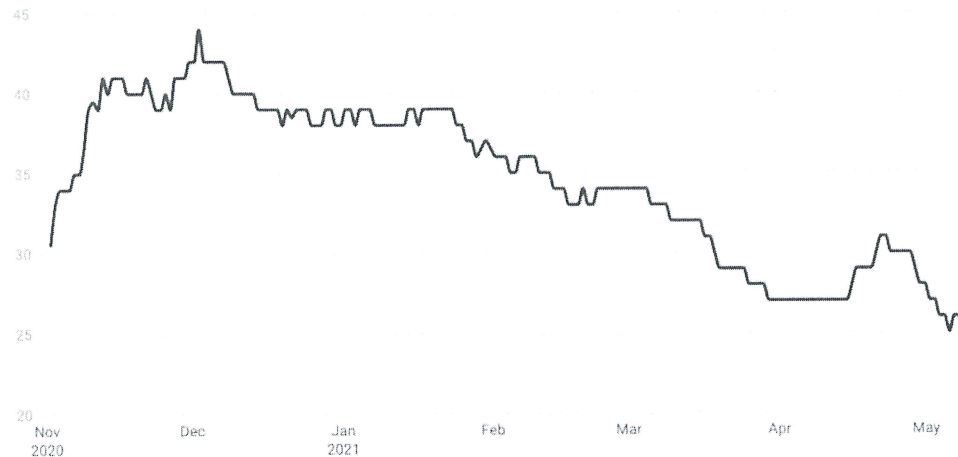
Sources: CDC; Covid Act Now; Johns Hopkins; New York Times—May 10, 2021

## Vermonters Diagnosed with COVID-19 by Week



## Age of Infected Vermonters

Median age of COVID positive individuals in VT over the last 14 days.



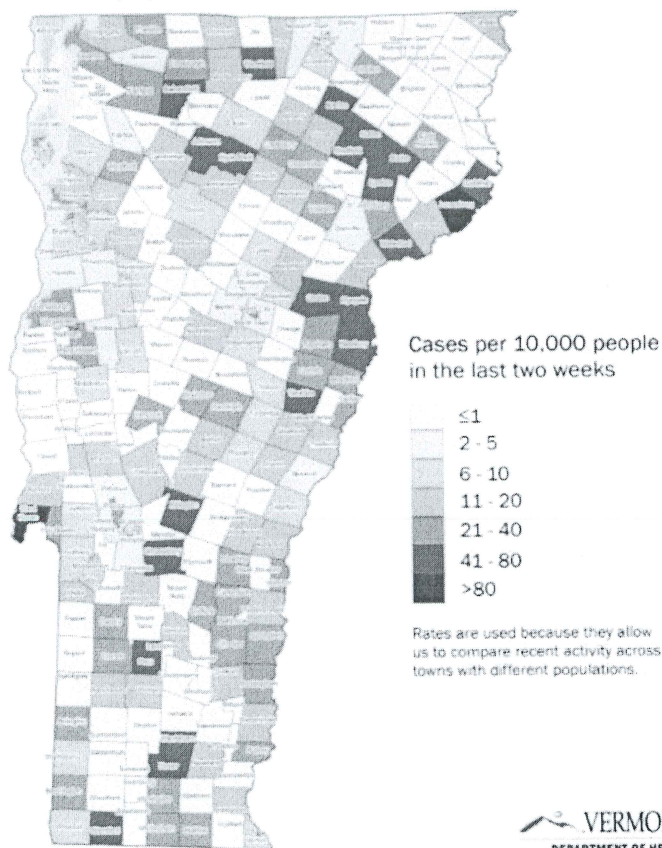




## Cases

- Current cases counts in the area as of 5/5/21 (2week totals)
  - Warren 34, an increase of 0
  - Waitsfield 65, an increase of 0
  - Moretown 37, an increase of 0
  - Fayston less than 5,
  - Waterbury 166, an increase of 8

Rate of Vermonters with COVID-19 by Town in the Last Two Weeks  
Data from 04/22/2021 to 05/05/2021



Town Counts from 03/05/2020 to 05/05/2021

[illegible]



## Update on outbreaks and clusters as of April 23, 2021

- 63 Active outbreaks, 60 Primary and 3 Secondary, 430 outbreaks have been resolved.
- There have been 818 cases among residents and 420 cases among the facility staff in Congregate Care & Living since last March, with an increase 35 residents and 19 staff member in the past 2 weeks
- There have been 1670 cases among children and staff in Schools & Child Care since last March

## Governors, CDC and SEOC Updates

- Phased Reopening Plan
- On April 6, 2021, Governor Phil Scott released a reopening guide to help Vermonters and local businesses see the path for a phased return to unrestricted travel, business operations, and event gatherings. The plan was developed by the Department of Health, the Department of Public Safety, and the Agency of Commerce and Community Development and uses vaccination milestones to ensure a safe easing of personal restrictions and continued reopening of the state's economy.
- Children 12-15 will soon be able to be vaccinated pending CDC approval which could happen May 12<sup>th</sup>.
- All Vermont residents age 16 and older are eligible to be vaccinated! College students and some residents of another state are now eligible for vaccines.
- Warren Library also have "finalized" their reopening plan starting June 1<sup>st</sup>

## Testing

- Testing continues to happen at 14-17 sites a day throughout the state.
- Weekend Testing at Waitsfield United Church on May 15<sup>th</sup> & 22<sup>nd</sup>
- Testing continues to be offered almost daily in Waterbury, Middlebury and Berlin

## Vaccination Planning

- There will be 5 Pop Up Vaccine sites this Saturday in Warren, Granville, Duxbury, Waterbury and Stowe.
- Appointments can also be made at Kinney Drugs, CVS, Walgreens, Northfield Pharmacy or UVMMC Outpatient Pharmacies
- State is now available to order more vaccines than they are allocated
- Near 91.8% of 65+ Vermonters have been Partially or Fully Vaccinated
- About 378,000 have been vaccinated in VT. 273,00 have completed their doses
- Vermont is 1st in the Northeast per 100 residents
- Vermont ranks 3rd in the country percentage wise of fully vaccinated population only behind CT & ME
- The goal is to have everyone in VT vaccinated by July 4<sup>th</sup>.
- 7 of the Top 10 states which are fully vaccinated are in the Northeast, this includes NJ & NY. The only New England state not on the list is NH
- More than 270,000,000 have been vaccinated nationwide, 116,600,000 have received 2 doses
- Nearly 334,000,000 doses have been distributed nationwide

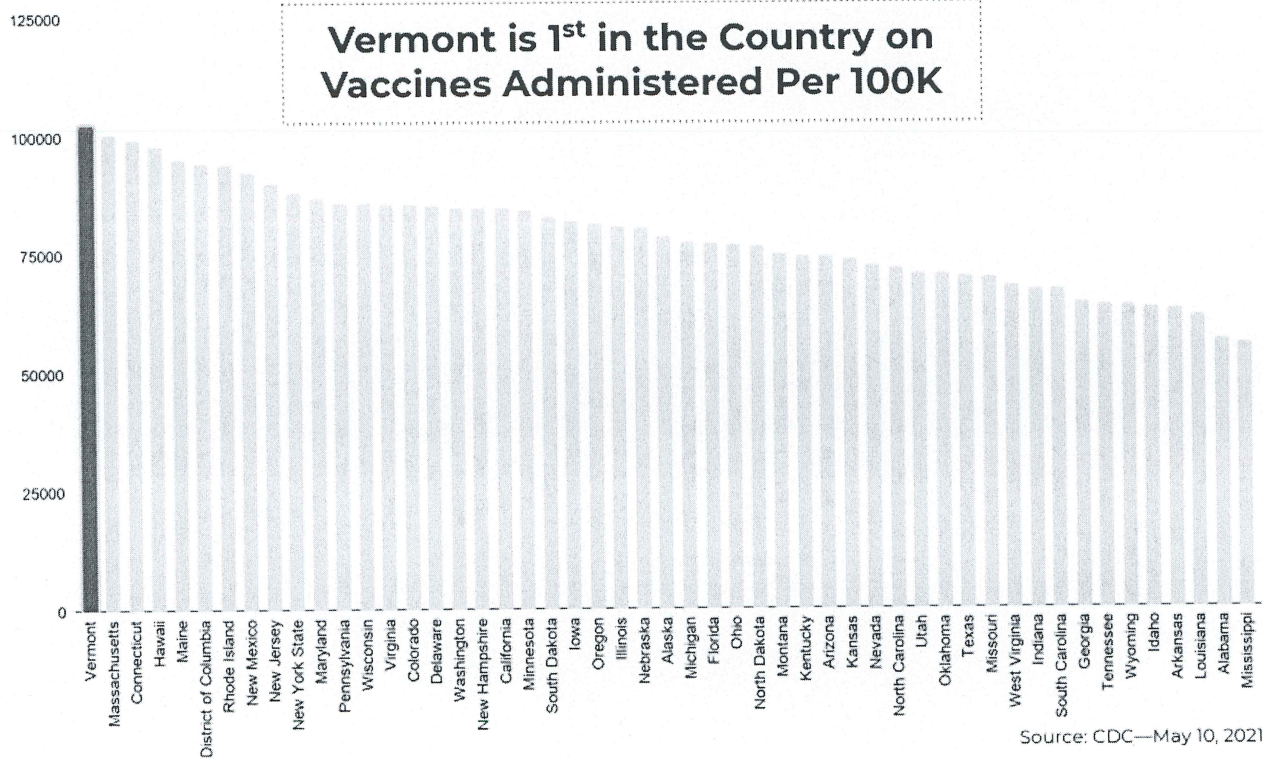




## Vermont CDC Vaccine Scorecard

Metric	Figure	State Ranking
Doses Administered per 100K	102,539	1
% At Least 1 Dose	61.9%	1
% Fully Vaccinated	43.4%	3
% 65+ One Dose	96.6%	1
% 65+ Fully Vaccinated	86.7%	1


Source: CDC—May 10, 2021; CDC data using 2019 census estimates





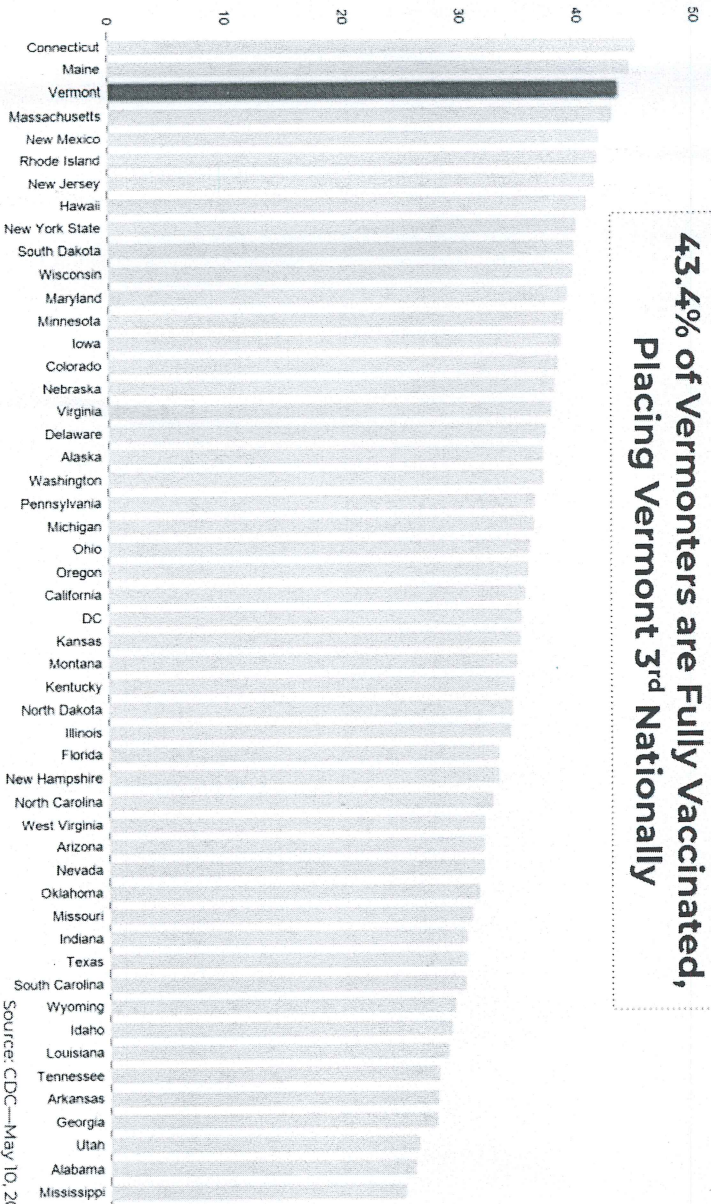


## Vermont Vaccination Progress By Age Band



Source: Vermont Dept. of Health—May 11, 2021; excludes those vaccinated through federal entities; uses 2019 Census data

**43.4% of Vermonters are Fully Vaccinated,  
Placing Vermont 3<sup>rd</sup> Nationally**



Source: CDC—May 10, 2021



## Vermont Vaccination Data

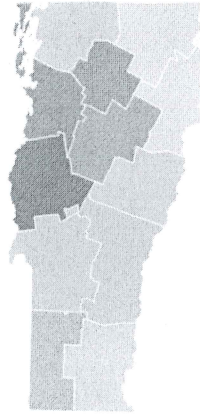
### Vaccination by County

The percent of the county population that has received at least one dose of the vaccine

Show Rates By: **Overall** Race/Ethnicity Ethnicity

County Overall progress

Addison	77.2%
Bennington	69.5%
Caledonia	60.1%
Chittenden	75.0%
Essex	52.2%
Franklin	63.5%
Grand Isle	74.3%
Lamoille	74.3%
Orange	63.6%
Orleans	60.1%
Rutland	65.2%
Washington	72.8%
Windham	63.2%
Windsor	66.0%
<b>Vermont</b>	<b>69.1%</b>



52.2% 77.2%

Summary

By Age, Sex, Race, Ethnicity

Doses Received

**734.3K**

Doses Administered

**624.1K**

Overall Progress (age 16+)

People who have received at least one dose of the vaccine

**69.1%**

Completed

People who have completed vaccination

**50.0%**

Total People Started

**104.6K**

Total People Completed

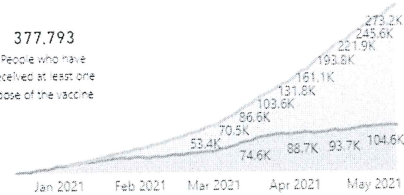
**273.2K**

Total People Vaccinated

Started Completed

**377.793**

People who have received at least one dose of the vaccine



Updated 5/11/2021 8:41:04 AM

## Vermont Vaccination Data

Select County

All

Clear filters

Summary

By Age, Sex, Race, Ethnicity

### By Age - Statewide

The percent of the statewide population of each age group that has received at least one dose of the vaccine

Age	%*
18 - 29	41.0%
30 - 39	61.6%
40 - 49	67.9%
50 - 59	74.1%
60 - 64	82.0%
65 - 69	89.9%
70 - 74	95.0%
75+	90.6%
<b>Vermont</b>	<b>69.7%</b>

### By Race - Statewide

The percent of the statewide population of each race that has received at least one dose of the vaccine

Race	%*
White	66.5%
Two or more races	50.6%
Pacific Islander	11.3%
Native American, Indigenous, or First Nation	23.4%
Black or African American	50.5%
Asian	62.2%
<b>Vermont</b>	<b>65.8%</b>

Race information is missing for 5% of people vaccinated.

### By Ethnicity - Statewide

The percent of the statewide population of each ethnicity that has received at least one dose of the vaccine

Ethnicity	%*
Hispanic	69.7%
Not Hispanic	63.0%
<b>Vermont</b>	<b>63.1%</b>

Ethnicity information is missing for 14% of people vaccinated.

### By Sex - Statewide

The percent of the statewide population of each sex that has received at least one dose of the vaccine

Sex	%*
Female	73.0%
Male	64.9%
<b>Vermont</b>	<b>69.0%</b>

Sex information is missing for 0% of people vaccinated.

### By Race/Ethnicity and Age - Statewide

The percent of the statewide population of each race/ethnicity that has received at least one dose of the vaccine

Race*	18 - 64	65+	Total
BIPOC	54.3%	79.4%	57.0%
Non-Hispanic White	55.7%	85.3%	63.0%
<b>Vermont</b>	<b>55.5%</b>	<b>85.1%</b>	<b>62.6%</b>

Race/ethnicity information is missing for 9% of people vaccinated.

BIPOC refers to Black, Indigenous, and people of color.

\*Percentages reported as 95% here indicate >=95%. Values above 95% are suppressed to protect personal health information.

Updated 5/11/2021 8:41:04 AM




## Nationwide Numbers

### Race/Ethnicity of People with at least One Dose Administered:

[Download](#)

Data from 152,819,904 people with at least one dose administered. Race/Ethnicity was available for 85,047,311 (55.7%) people with at least one dose administered.

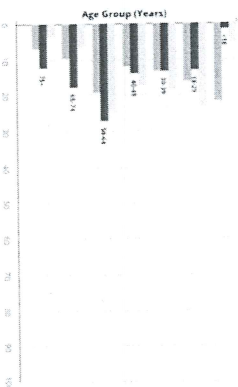


- ☐ Percent among Persons who received vaccination in last 14 days
- ☐ Percent among Persons with at least One Dose
- ☐ Percentage of the US Population in this Demographic Category
- ☒ Show Percentage of the US Population that is in this demographic category

### Age Groups of People with at least One Dose Administered:

[Download](#)

Data from 152,819,904 people with at least one dose administered. Age was available for 141,253,461 (92%) people with at least one dose administered.

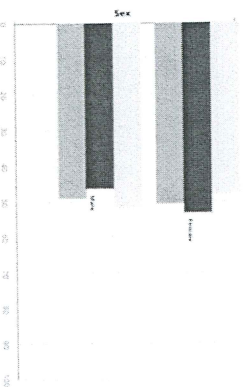


- ☐ Percent among Persons who received vaccination in last 14 days
- ☐ Percent among Persons with at least One Dose
- ☐ Percentage of the US Population in this Demographic Category
- ☒ Show Percentage of the US Population that is in this demographic category

### Sex of People with at least One Dose Administered:

[Download](#)

Data from 152,819,904 people with at least one dose administered. Sex was available for 139,684,166 (91.4%) people with at least one dose administered.




- ☐ Percent among Persons who received vaccination in last 14 days
- ☐ Percent among Persons with at least One Dose
- ☐ Percentage of the US Population in this Demographic Category
- ☒ Show Percentage of the US Population that is in this demographic category

### Race/Ethnicity of People Fully Vaccinated:

[Download](#)

Data from 115,530,780 people fully vaccinated. Race/Ethnicity was available for 68,127,681 (59%) people fully vaccinated.

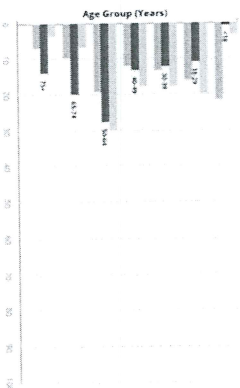


- ☐ Percent among Persons who completed all recommended doses in last 14 days
- ☐ Percent among Persons who are Fully Vaccinated
- ☐ Percentage of the US Population in this Demographic Category
- ☒ Show Percentage of the US Population that is in this demographic category

### Age Groups of People Fully Vaccinated:

[Download](#)

Data from 115,530,780 people fully vaccinated. Age was available for 106,719,817 (92%) people fully vaccinated.

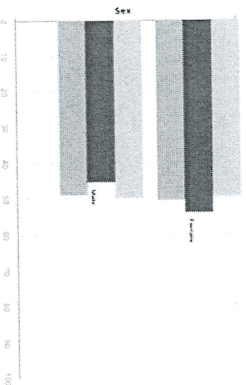


- ☐ Percent among Persons who completed all recommended doses in last 14 days
- ☐ Percent among Persons who are Fully Vaccinated
- ☐ Percentage of the US Population in this Demographic Category
- ☒ Show Percentage of the US Population that is in this demographic category

### Sex of People Fully Vaccinated:

[Download](#)

Data from 115,530,780 people fully vaccinated. Sex was available for 105,666,586 (91.5%) people fully vaccinated.



- ☐ Percent among Persons who completed all recommended doses in last 14 days
- ☐ Percent among Persons who are Fully Vaccinated
- ☐ Percentage of the US Population in this Demographic Category
- ☒ Show Percentage of the US Population that is in this demographic category

